

# QC Chart of Internal Quality Control (IQC) for G6PD Quantitative Test

Select LotNo : AH1220N (2019-01-28 ~ 2100-12-31) Change

[Print Table](#)

## Lab050

QC Control Lot No.	Control N		Control D	
	AH1220N		AH1220D	
Duration of the Analyzing	Month (2022/06)	CUM (2022/02/08~2022/06/30)	Month (2022/06)	CUM (2022/02/08~2022/06/30)
Runs (N)	6	26	6	26
Mean (U/gHb)	13.8	14.0	4.4	4.4
SD	0.6	0.4	0.0	0.1
CV (%)	4.3	2.9	0.0	2.3
Target Value (U/gHb)	13.8	13.8	4.3	4.3
Total Error (%)	8.7	7.2	2.3	6.9
TEa (%)	20	20	20	20
$\sigma$	4.7	>6	>6	>6

Bias (%) = [ ( | Mean - Target | ) / Target ] x 100%  
 TE : Total Error(%) = Bias (%) + 2 x CV (%)  
 $\sigma$  (Sigma) = [TEa% - Bias (%) ] / CV (%)

Month : 2022 06 Change ; Cumulative : from 2022 02 08 to 2022 06 30 Change

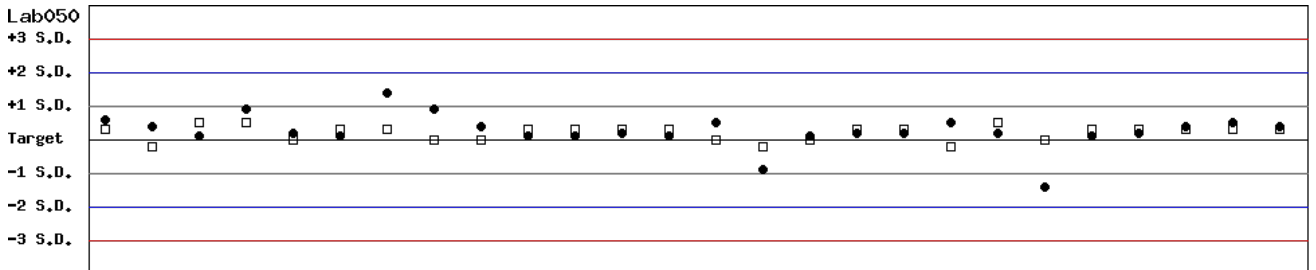
[\[TOP\]](#)

## Control N and Control D SDI QC Chart

Lot No.: AH1220N ; Duration : 2022-02-08 to 2022-06-30 ; Target : 13.8 ; SD : 0.8 (●)

Lot No.: AH1220D ; Duration : 2022-02-08 to 2022-06-30 ; Target : 4.3 ; SD : 0.4 (□)

Lab050



Date 02-08 02-14 02-21 02-24 03-03 03-08 03-11 03-17 03-21 03-24 03-30 04-07 04-14 04-20 04-26 05-02 05-10 05-16 05-19 05-25 06-01 06-08 06-13 06-20 06-24 06-30


Month : 2022 06 Change ; Cumulative : from 2022 02 08 to 2022 06 30 Change

[\[TOP\]](#)

## Control N SDI QC Chart

Lot No.: AH1220N ; Duration : 2022-02-08 to 2022-06-30 ; Target : 13.8 ; SD : 0.8

Lab050



Date 02-08 02-14 02-21 02-24 03-03 03-08 03-11 03-17 03-21 03-24 03-30 04-07 04-14 04-20 04-26 05-02 05-10 05-16 05-19 05-25 06-01 06-08 06-13 06-20 06-24 06-30

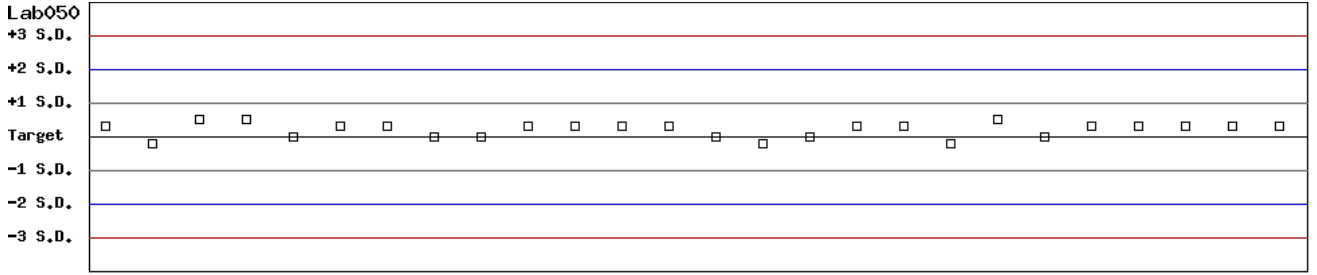
Month : 2022 06 Change ; Cumulative : from 2022 02 08 to 2022 06 30 Change

[\[TOP\]](#)

## Control D SDI QC Chart

Lot No.: AH1220D ; Duration : 2022-02-08 to 2022-06-30 ; Target : 4.3 ; SD : 0.4

Lab050



**Date**    02-08   02-14   02-21   02-24   03-03   03-08   03-11   03-17   03-21   03-24   03-30   04-07   04-14   04-20   04-26   05-02   05-10   05-16   05-19   05-25   06-01   06-08   06-13   06-20   06-24   06-30

Month :    ; Cumulative : from    to

[\[TOP\]](#)

## Peer Group Statistics (Table 1)

Select LotNo : AH1220N (2019-01-28 ~ 2100-12-31) Change

Select Reagent Kit : 5 - Medicon Change

Print Table 1

### Monthly

Month : 2022 06 Change

		Control N (Lot No.: AH1220N)								Control D (Lot No.: AH1220D)							
UnitID <span style="font-size: small;">↑</span>	Reagent Kit (Code) <span style="font-size: small;">↑</span>	Target (U/gHb)	Mean (U/gHb)	n for Mean	SD	CV (%)	TE (%)	TEa (%)	σ	Target (U/gHb)	Mean (U/gHb)	n for Mean	SD	CV (%)	TE (%)	TEa (%)	σ
<a href="#">Lab034</a>	5	15.3	14.1	2	-	-	-	20	-	5.2	4.6	2	-	-	-	20	-
<a href="#">Lab050</a>	5	13.8	13.8	6	0.6	4.3	8.7	20	4.7	4.3	4.4	6	0.0	0.0	2.3	20	>6
<b>Total</b>	-	-	13.9	8	0.7	5.0	-	-	-	-	4.4	8	0.1	2.3	-	-	-

Bias (%) = [ ( | Mean - Target | ) / Target ] x 100%

TE : Total Error(%) = Bias (%) + 2 × CV (%)

σ (Sigma) = [TEa% - Bias (%) ] / CV (%)

[TOP](#)

### Cumulative

Cumulative : from 2019 02 01 to 2022 06 30 Change

		Control N (Lot No.: AH1220N)								Control D (Lot No.: AH1220D)							
UnitID <span style="font-size: small;">↑</span>	Reagent Kit (Code) <span style="font-size: small;">↑</span>	Target (U/gHb)	Mean (U/gHb)	n for Mean	SD	CV (%)	TE (%)	TEa (%)	σ	Target (U/gHb)	Mean (U/gHb)	n for Mean	SD	CV (%)	TE (%)	TEa (%)	σ
<a href="#">Lab019</a>	5	15.0	14.8	67	0.5	3.4	8.1	20	5.5	4.6	4.5	67	0.2	4.4	11.1	20	4.1
<a href="#">Lab020</a>	5	13.3	14.3	65	1.0	7.0	21.5	20	1.8	4.3	4.5	65	0.2	4.4	13.5	20	3.5
<a href="#">Lab022</a>	5	13.8	13.0	88	0.9	6.9	19.6	20	2.1	4.4	4.2	88	0.2	4.8	14.1	20	3.2
<a href="#">Lab028</a>	5	14.6	14.6	53	0.4	2.7	5.5	20	>6	4.6	4.6	53	0.2	4.3	8.7	20	4.7
<a href="#">Lab032</a>	5	12.1	12.9	136	1.4	10.9	28.3	20	1.2	3.5	4.0	136	0.5	12.5	39.3	20	0.5
<a href="#">Lab033</a>	5	12.4	12.5	144	0.4	3.2	7.2	20	6.0	3.9	3.9	144	0.2	5.1	10.3	20	3.9
<a href="#">Lab034</a>	5	15.3	14.5	76	1.0	6.9	19.0	20	2.1	5.2	4.6	76	0.4	8.7	28.9	20	1.0
<a href="#">Lab037</a>	5	15.3	15.2	55	0.4	2.6	5.9	20	>6	5.2	4.7	55	0.2	4.3	18.1	20	2.4
<a href="#">Lab040</a>	5	13.9	14.6	40	0.6	4.1	13.3	20	3.6	4.6	5.0	40	0.4	8.0	24.7	20	1.4
<a href="#">Lab043</a>	5	13.8	12.7	19	0.7	5.5	19.0	20	2.2	4.4	4.1	19	0.3	7.3	21.5	20	1.8
<a href="#">Lab047</a>	5	14.7	13.7	26	1.2	8.8	24.3	20	1.5	4.6	4.3	26	0.3	7.0	20.5	20	1.9
<a href="#">Lab049</a>	5	14.7	14.3	42	0.5	3.5	9.7	20	4.9	4.9	4.7	42	0.3	6.4	16.8	20	2.5
<a href="#">Lab050</a>	5	13.8	14.0	105	0.5	3.6	8.6	20	5.2	4.3	4.4	105	0.1	2.3	6.9	20	>6
<b>Total</b>	-	-	13.7	916	1.2	8.8	-	-	-	-	4.3	916	0.4	9.3	-	-	-

Bias (%) = [ ( | Mean - Target | ) / Target ] x 100%

TE : Total Error(%) = Bias (%) + 2 × CV (%)

σ (Sigma) = [TEa% - Bias (%) ] / CV (%)

[TOP](#)

Reagent Kit	Reagent Code
Medicon	5

## Peer Group Statistics (Table 2)

Select LotNo : AH1220N (2019-01-28 ~ 2100-12-31) Change

Select Reagent Kit : 5 - Medicon Change

[Print Table 2](#)

### Control N Month vs. Cumulative

		Control N (Lot No.: AH1220N)															
		Month (2022/06)								CUM (2019/02/01~2022/06/30)							
UnitID <span style="font-size: small;">↑</span>	Reagent Kit (Code) <span style="font-size: small;">↑</span>	Target (U/gHb)	Mean (U/gHb)	n for Mean	SD	CV (%)	TE (%)	TEa (%)	σ	Target (U/gHb)	Mean (U/gHb)	n for Mean	SD	CV (%)	TE (%)	TEa (%)	σ
<a href="#">Lab019</a>	5	15.0	-	0	-	-	-	20	-	15.0	14.8	67	0.5	3.4	8.1	20	5.5
<a href="#">Lab020</a>	5	13.3	-	0	-	-	-	20	-	13.3	14.3	65	1.0	7.0	21.5	20	1.8
<a href="#">Lab022</a>	5	13.8	-	0	-	-	-	20	-	13.8	13.0	88	0.9	6.9	19.6	20	2.1
<a href="#">Lab028</a>	5	14.6	-	0	-	-	-	20	-	14.6	14.6	53	0.4	2.7	5.5	20	>6
<a href="#">Lab032</a>	5	12.1	-	0	-	-	-	20	-	12.1	12.9	136	1.4	10.9	28.3	20	1.2
<a href="#">Lab033</a>	5	12.4	-	0	-	-	-	20	-	12.4	12.5	144	0.4	3.2	7.2	20	6.0
<a href="#">Lab034</a>	5	15.3	14.1	2	-	-	-	20	-	15.3	14.5	76	1.0	6.9	19.0	20	2.1
<a href="#">Lab037</a>	5	15.3	-	0	-	-	-	20	-	15.3	15.2	55	0.4	2.6	5.9	20	>6
<a href="#">Lab040</a>	5	13.9	-	0	-	-	-	20	-	13.9	14.6	40	0.6	4.1	13.3	20	3.6
<a href="#">Lab043</a>	5	13.8	-	0	-	-	-	20	-	13.8	12.7	19	0.7	5.5	19.0	20	2.2
<a href="#">Lab047</a>	5	14.7	-	0	-	-	-	20	-	14.7	13.7	26	1.2	8.8	24.3	20	1.5
<a href="#">Lab049</a>	5	14.7	-	0	-	-	-	20	-	14.7	14.3	42	0.5	3.5	9.7	20	4.9
<a href="#">Lab050</a>	5	13.8	13.8	6	0.6	4.3	8.7	20	4.7	13.8	14.0	105	0.5	3.6	8.6	20	5.2
Total	-	-	13.9	8	0.7	5.0	-	-	-	-	13.7	916	1.2	8.8	-	-	-

Bias (%) = [ ( | Mean - Target | ) / Target ] x 100%

TE : Total Error(%) = Bias (%) + 2 x CV (%)

σ (Sigma) = [TEa% - Bias (%) ] / CV (%)

Month : 2022 06 Change

Cumulative : from 2019 02 01 to 2022 06 30 Change

[TOP](#)

### Control D Month vs. Cumulative

		Control D (Lot No.: AH1220D)															
		Month (2022/06)								CUM (2019/02/01~2022/06/30)							
UnitID <span style="font-size: small;">↑</span>	Reagent Kit (Code) <span style="font-size: small;">↑</span>	Target (U/gHb)	Mean (U/gHb)	n for Mean	SD	CV (%)	TE (%)	TEa (%)	σ	Target (U/gHb)	Mean (U/gHb)	n for Mean	SD	CV (%)	TE (%)	TEa (%)	σ
<a href="#">Lab019</a>	5	4.6	-	0	-	-	-	20	-	4.6	4.5	67	0.2	4.4	11.1	20	4.1
<a href="#">Lab020</a>	5	4.3	-	0	-	-	-	20	-	4.3	4.5	65	0.2	4.4	13.5	20	3.5
<a href="#">Lab022</a>	5	4.4	-	0	-	-	-	20	-	4.4	4.2	88	0.2	4.8	14.1	20	3.2
<a href="#">Lab028</a>	5	4.6	-	0	-	-	-	20	-	4.6	4.6	53	0.2	4.3	8.7	20	4.7
<a href="#">Lab032</a>	5	3.5	-	0	-	-	-	20	-	3.5	4.0	136	0.5	12.5	39.3	20	0.5
<a href="#">Lab033</a>	5	3.9	-	0	-	-	-	20	-	3.9	3.9	144	0.2	5.1	10.3	20	3.9
<a href="#">Lab034</a>	5	5.2	4.6	2	-	-	-	20	-	5.2	4.6	76	0.4	8.7	28.9	20	1.0
<a href="#">Lab037</a>	5	5.2	-	0	-	-	-	20	-	5.2	4.7	55	0.2	4.3	18.1	20	2.4
<a href="#">Lab040</a>	5	4.6	-	0	-	-	-	20	-	4.6	5.0	40	0.4	8.0	24.7	20	1.4
<a href="#">Lab043</a>	5	4.4	-	0	-	-	-	20	-	4.4	4.1	19	0.3	7.3	21.5	20	1.8
<a href="#">Lab047</a>	5	4.6	-	0	-	-	-	20	-	4.6	4.3	26	0.3	7.0	20.5	20	1.9
<a href="#">Lab049</a>	5	4.9	-	0	-	-	-	20	-	4.9	4.7	42	0.3	6.4	16.8	20	2.5
<a href="#">Lab050</a>	5	4.3	4.4	6	0.0	0.0	2.3	20	>6	4.3	4.4	105	0.1	2.3	6.9	20	>6
Total	-	-	4.4	8	0.1	2.3	-	-	-	-	4.3	916	0.4	9.3	-	-	-

Bias (%) = [ ( | Mean - Target | ) / Target ] x 100%

TE : Total Error(%) = Bias (%) + 2 x CV (%)

σ (Sigma) = [TEa% - Bias (%) ] / CV (%)

Month : 2022 06 Change

Cumulative : from 2019 02 01 to 2022 06 30 Change

[TOP](#)

Reagent Kit	Reagent Code
Medicon	5