

G6PD 定量檢驗內部品管統計結果及 SDI 分佈圖

選擇 LotNo : AH1220N (2019-01-28 ~ 2100-12-31) Change

列印圖表

檢驗單位 : **Lab029**

| QC Control Lot No. | Control N | | Control D | |
|--------------------|-----------------|-----------------------------|-----------------|-----------------------------|
| | AH1220N | | AH1220D | |
| 檢驗期間 | Month (2021/09) | CUM (2021/02/26~2021/09/30) | Month (2021/09) | CUM (2021/02/26~2021/09/30) |
| 累計點數 (N) | 2 | 26 | 2 | 26 |
| 累計平均值 (Mean) U/gHb | 16.2 | 16.5 | 5.2 | 5.4 |
| 累計標準差 (SD) | - | 0.4 | - | 0.3 |
| 累計變異係數 (CV) % | - | 2.4 | - | 5.6 |
| 目標值 (Target) U/gHb | 16.2 | 16.2 | 5.3 | 5.3 |
| 總誤差 (TE) % | - | 6.7 | - | 13.0 |
| 可容許總誤差 (TEa) % | 20 | 20 | 20 | 20 |
| σ | - | >6 | - | 3.2 |

誤差 (Bias)% = { [| 累計平均值 (Mean) - 目標值 (Target) |] / 目標值 (Target) } x 100%

總誤差 (TE, Total Error)% = 誤差 (Bias)% + 2 x 累計變異係數 (CV)

σ (Sigma) = (TEa% - 誤差 (Bias)%) / 累計變異係數 (CV)

月統計 : 2021 09 Change ; 累計期間 (CUM) : 自 2021 02 26 至 2021 09 30 Change

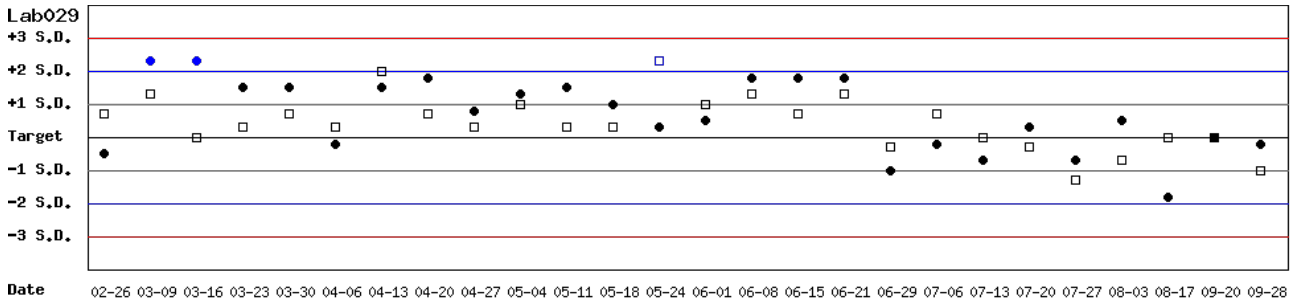
[\[TOP\]](#)

Control N 及 Control D SDI 分佈圖

Lot No.: AH1220N ; 檢驗期間 : 2021-02-26 至 2021-09-30 ; 目標值 (Target) : 16.2 ; 參考標準差 (SD) : 0.40 (●)

Lot No.: AH1220D ; 檢驗期間 : 2021-02-26 至 2021-09-30 ; 目標值 (Target) : 5.3 ; 參考標準差 (SD) : 0.30 (□)

單位 : Lab029



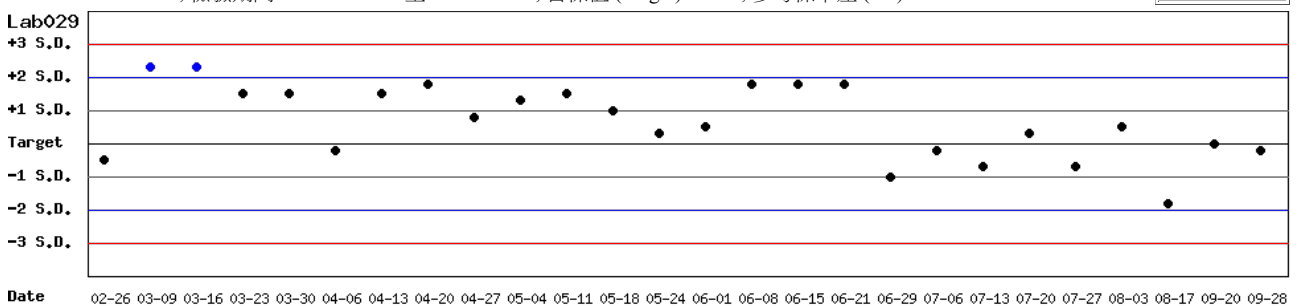
月統計 : 2021 09 Change ; 累計期間 (CUM) : 自 2021 02 26 至 2021 09 30 Change

[\[TOP\]](#)

Control N SDI 分佈圖

Lot No.: AH1220N ; 檢驗期間 : 2021-02-26 至 2021-09-30 ; 目標值 (Target) : 16.2 ; 參考標準差 (SD) : 0.40

單位 : Lab029



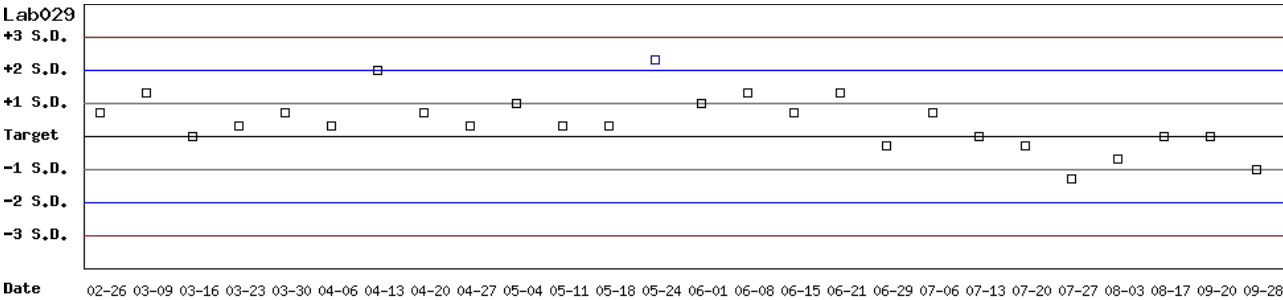
月統計 : 2021 09 Change ; 累計期間 (CUM) : 自 2021 02 26 至 2021 09 30 Change

[\[TOP\]](#)

Control D SDI 分佈圖

Lot No.: AH1220D ; 檢驗期間 : 2021-02-26 至 2021-09-30 ; 目標值 (Target) : 5.3 ; 參考標準差 (SD) : 0.30

單位 : Lab029



月統計 : 2021 09 Change ; 累計期間 (CUM) : 自 2021 02 26 至 2021 09 30 Change

[\[TOP\]](#)

各檢驗單位 G6PD 定量檢驗 內部品管統計結果 (總表一)

選擇 LotNo : AH1220N (2019-01-28 ~ 2100-12-31)

選擇 Reagent Kit : 3 - Innovation

月統計表

統計月份 : 2021 09

| UnitID <input type="button" value="↑"/> | Reagent Kit (Code) <input type="button" value="↑"/> | Control N (Lot No.: AH1220N) | | | | | | | | Control D (Lot No.: AH1220D) | | | | | | | |
|---|---|------------------------------|--------------|------------|----|--------|--------|---------|---|------------------------------|--------------|------------|----|--------|--------|---------|---|
| | | Target (U/gHb) | Mean (U/gHb) | n for Mean | SD | CV (%) | TE (%) | TEa (%) | σ | Target (U/gHb) | Mean (U/gHb) | n for Mean | SD | CV (%) | TE (%) | TEa (%) | σ |
| Lab029 | 3 | 16.2 | 16.2 | 2 | - | - | - | 20 | - | 5.3 | 5.2 | 2 | - | - | - | 20 | - |
| Total | - | - | 16.2 | 2 | - | - | - | - | - | - | 5.2 | 2 | - | - | - | - | - |

誤差 (Bias)% = { [| 累計平均值 (Mean) - 目標值 (Target) |] / 目標值 (Target) } x 100%

總誤差 (TE, Total Error)% = 誤差 (Bias)% + 2 × 累計變異係數 (CV)

σ (Sigma) = (TEa% - 誤差 (Bias)%) / 累計變異係數 (CV)

[\[TOP\]](#)

累計統計表

累計期間 : 自 2019 02 01 至 2021 09 30

| UnitID <input type="button" value="↑"/> | Reagent Kit (Code) <input type="button" value="↑"/> | Control N (Lot No.: AH1220N) | | | | | | | | Control D (Lot No.: AH1220D) | | | | | | | |
|---|---|------------------------------|--------------|------------|-----|--------|--------|---------|-----|------------------------------|--------------|------------|-----|--------|--------|---------|-----|
| | | Target (U/gHb) | Mean (U/gHb) | n for Mean | SD | CV (%) | TE (%) | TEa (%) | σ | Target (U/gHb) | Mean (U/gHb) | n for Mean | SD | CV (%) | TE (%) | TEa (%) | σ |
| Lab004 | 3 | 17.1 | 17.3 | 99 | 0.4 | 2.3 | 5.8 | 20 | >6 | 5.6 | 5.5 | 99 | 0.2 | 3.6 | 9.1 | 20 | 5.1 |
| Lab013 | 3 | 15.8 | 15.9 | 213 | 0.2 | 1.3 | 3.1 | 20 | >6 | 5.2 | 5.1 | 213 | 0.6 | 11.8 | 25.5 | 20 | 1.5 |
| Lab014 | 3 | 16.6 | 16.2 | 124 | 0.7 | 4.3 | 11.1 | 20 | 4.1 | 5.4 | 5.4 | 124 | 0.2 | 3.7 | 7.4 | 20 | 5.4 |
| Lab016 | 3 | 15.3 | 16.1 | 78 | 0.2 | 1.2 | 7.7 | 20 | >6 | 5.2 | 5.2 | 78 | 0.1 | 1.9 | 3.8 | 20 | >6 |
| Lab029 | 3 | 16.2 | 16.5 | 25 | 0.4 | 2.4 | 6.7 | 20 | >6 | 5.3 | 5.4 | 25 | 0.3 | 5.6 | 13.0 | 20 | 3.2 |
| Lab044 | 3 | 17.7 | 17.1 | 221 | 0.7 | 4.1 | 11.6 | 20 | 4.1 | 5.6 | 5.4 | 221 | 0.2 | 3.7 | 11.0 | 20 | 4.4 |
| Total | - | - | 16.5 | 760 | 0.7 | 4.2 | - | - | - | - | 5.3 | 760 | 0.4 | 7.5 | - | - | - |

誤差 (Bias)% = { [| 累計平均值 (Mean) - 目標值 (Target) |] / 目標值 (Target) } x 100%

總誤差 (TE, Total Error)% = 誤差 (Bias)% + 2 × 累計變異係數 (CV)

σ (Sigma) = (TEa% - 誤差 (Bias)%) / 累計變異係數 (CV)

[\[TOP\]](#)

| Reagent Kit | Reagent Code |
|-------------|--------------|
| Innovation | 3 |

各檢驗單位 G6PD 定量檢驗 內部品管統計結果 (總表二)

選擇 LotNo : AH1220N (2019-01-28 ~ 2100-12-31) Change

選擇 Reagent Kit : 3 - Innovation Change

列印總表二

Control N 月統計與累計統計之比較表

| Control N (Lot No.: AH1220N) | | | | | | | | | | | | | | | | | |
|---|---|-----------------|--------------|------------|----|--------|--------|---------|---|-----------------------------|--------------|------------|-----|--------|--------|---------|-----|
| | | Month (2021/09) | | | | | | | | CUM (2019/02/01~2021/09/30) | | | | | | | |
| UnitID ↑ | Reagent Kit (Code) ↑ | Target (U/gHb) | Mean (U/gHb) | n for Mean | SD | CV (%) | TE (%) | TEa (%) | σ | Target (U/gHb) | Mean (U/gHb) | n for Mean | SD | CV (%) | TE (%) | TEa (%) | σ |
| Lab004 | 3 | 17.1 | - | 0 | - | - | - | 20 | - | 17.1 | 17.3 | 99 | 0.4 | 2.3 | 5.8 | 20 | >6 |
| Lab013 | 3 | 15.8 | - | 0 | - | - | - | 20 | - | 15.8 | 15.9 | 213 | 0.2 | 1.3 | 3.1 | 20 | >6 |
| Lab014 | 3 | 16.6 | - | 0 | - | - | - | 20 | - | 16.6 | 16.2 | 124 | 0.7 | 4.3 | 11.1 | 20 | 4.1 |
| Lab016 | 3 | 15.3 | - | 0 | - | - | - | 20 | - | 15.3 | 16.1 | 78 | 0.2 | 1.2 | 7.7 | 20 | >6 |
| Lab029 | 3 | 16.2 | 16.2 | 2 | - | - | - | 20 | - | 16.2 | 16.5 | 25 | 0.4 | 2.4 | 6.7 | 20 | >6 |
| Lab044 | 3 | 17.7 | - | 0 | - | - | - | 20 | - | 17.7 | 17.1 | 221 | 0.7 | 4.1 | 11.6 | 20 | 4.1 |
| Total | - | - | 16.2 | 2 | - | - | - | - | - | - | 16.5 | 760 | 0.7 | 4.2 | - | - | - |

誤差 (Bias)% = { [| 累計平均值 (Mean) - 目標值 (Target) |] / 目標值 (Target) } x 100%

總誤差 (TE, Total Error)% = 誤差 (Bias)% + 2 × 累計變異係數 (CV)

σ (Sigma) = (TEa% - 誤差 (Bias)%) / 累計變異係數 (CV)

月統計 : 2021 v 09 v Change

累計期間 (CUM) : 自 2019 v 02 v 01 v 至 2021 v 09 v 30 Change

[TOP](#)

Control D 月統計與累計統計之比較表

| Control D (Lot No.: AH1220D) | | | | | | | | | | | | | | | | | |
|---|---|-----------------|--------------|------------|----|--------|--------|---------|---|-----------------------------|--------------|------------|-----|--------|--------|---------|-----|
| | | Month (2021/09) | | | | | | | | CUM (2019/02/01~2021/09/30) | | | | | | | |
| UnitID ↑ | Reagent Kit (Code) ↑ | Target (U/gHb) | Mean (U/gHb) | n for Mean | SD | CV (%) | TE (%) | TEa (%) | σ | Target (U/gHb) | Mean (U/gHb) | n for Mean | SD | CV (%) | TE (%) | TEa (%) | σ |
| Lab004 | 3 | 5.6 | - | 0 | - | - | - | 20 | - | 5.6 | 5.5 | 99 | 0.2 | 3.6 | 9.1 | 20 | 5.1 |
| Lab013 | 3 | 5.2 | - | 0 | - | - | - | 20 | - | 5.2 | 5.1 | 213 | 0.6 | 11.8 | 25.5 | 20 | 1.5 |
| Lab014 | 3 | 5.4 | - | 0 | - | - | - | 20 | - | 5.4 | 5.4 | 124 | 0.2 | 3.7 | 7.4 | 20 | 5.4 |
| Lab016 | 3 | 5.2 | - | 0 | - | - | - | 20 | - | 5.2 | 5.2 | 78 | 0.1 | 1.9 | 3.8 | 20 | >6 |
| Lab029 | 3 | 5.3 | 5.2 | 2 | - | - | - | 20 | - | 5.3 | 5.4 | 25 | 0.3 | 5.6 | 13.0 | 20 | 3.2 |
| Lab044 | 3 | 5.6 | - | 0 | - | - | - | 20 | - | 5.6 | 5.4 | 221 | 0.2 | 3.7 | 11.0 | 20 | 4.4 |
| Total | - | - | 5.2 | 2 | - | - | - | - | - | - | 5.3 | 760 | 0.4 | 7.5 | - | - | - |

誤差 (Bias)% = { [| 累計平均值 (Mean) - 目標值 (Target) |] / 目標值 (Target) } x 100%

總誤差 (TE, Total Error)% = 誤差 (Bias)% + 2 × 累計變異係數 (CV)

σ (Sigma) = (TEa% - 誤差 (Bias)%) / 累計變異係數 (CV)

月統計 : 2021 v 09 v Change

累計期間 (CUM) : 自 2019 v 02 v 01 v 至 2021 v 09 v 30 Change

[TOP](#)

| Reagent Kit | Reagent Code |
|-------------|--------------|
| Innovation | 3 |