

# QC Chart of Internal Quality Control (IQC)for G6PD Quantitative Test

Select LotNo : BJ0922N (2021-01-01 ~ 2100-12-31) Change

[Print Table](#)

## Lab049

QC Control Lot No.	Control N		Control D	
	BJ0922N		BJ0922D	
Duration of the Analyzing	Month (2021/08)	CUM (2021/06/09~2021/08/31)	Month (2021/08)	CUM (2021/06/09~2021/08/31)
Runs (N)	6	14	6	14
Mean (U/gHb)	14.8	15.1	4.7	4.8
SD	0.7	0.6	0.1	0.2
CV (%)	4.7	4.0	2.1	4.2
Target Value (U/gHb)	13.8	13.8	4.7	4.7
Total Error (%)	16.7	17.4	4.3	10.5
TEa (%)	20	20	20	20
$\sigma$	2.7	2.6	>6	4.3

Bias (%) = [ ( | Mean - Target | ) / Target ] x 100%

TE : Total Error(%) = Bias (%) + 2 x CV (%)

$\sigma$  (Sigma) = [TEa% - Bias (%) ] / CV (%)

Month : 2021 08 Change ; Cumulative : from 2021 06 09 to 2021 08 31 Change

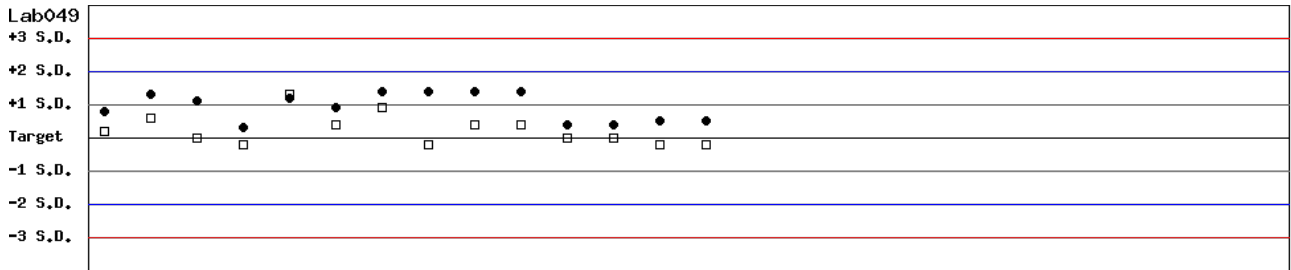
[\[TOP\]](#)

## Control N and Control D SDI QC Chart

Lot No.: BJ0922N ; Duration : 2021-06-09 to 2021-08-31 ; Target : 13.8 ; SD : 1.38 (●)

Lot No.: BJ0922D ; Duration : 2021-06-09 to 2021-08-31 ; Target : 4.7 ; SD : 0.47 (□)

Lab049



Date 06-09 06-16 06-23 06-30 07-07 07-14 07-21 07-28 08-11 08-11 08-18 08-18 08-25 08-25

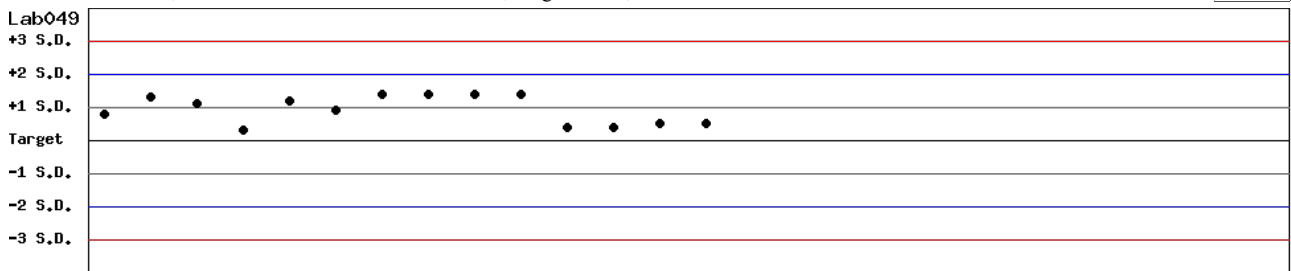
Month : 2021 08 Change ; Cumulative : from 2021 06 09 to 2021 08 31 Change

[\[TOP\]](#)

## Control N SDI QC Chart

Lot No.: BJ0922N ; Duration : 2021-06-09 to 2021-08-31 ; Target : 13.8 ; SD : 1.38

Lab049



Date 06-09 06-16 06-23 06-30 07-07 07-14 07-21 07-28 08-11 08-11 08-18 08-18 08-25 08-25

Month : 2021 08 Change ; Cumulative : from 2021 06 09 to 2021 08 31 Change

[\[TOP\]](#)

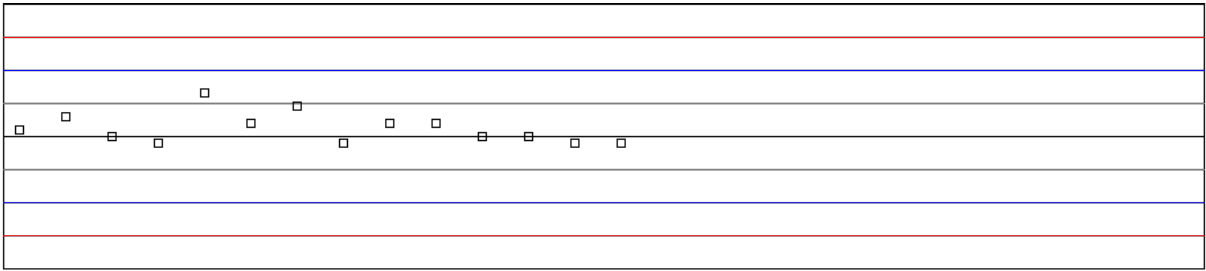
## Control D SDI QC Chart

Lot No.: BJ0922D ; Duration : 2021-06-09 to 2021-08-31 ; Target : 4.7 ; SD : 0.47

Lab049

Lab049

+3 S.D.  
+2 S.D.  
+1 S.D.  
Target  
-1 S.D.  
-2 S.D.  
-3 S.D.



Date 06-09 06-16 06-23 06-30 07-07 07-14 07-21 07-28 08-04 08-11 08-18 08-25 08-31

Month : 2021 08 Change ; Cumulative : from 2021 06 09 to 2021 08 31 Change

[\[TOP\]](#)

# Peer Group Statistics (Table 1)

Select LotNo : BJ0922N (2021-01-01 ~ 2100-12-31)

Select Reagent Kit : 5 - Medicon

## Monthly

Month : 2021

UnitID <input type="button" value="↑"/>	Reagent Kit (Code) <input type="button" value="↑"/>	Control N (Lot No.: BJ0922N)								Control D (Lot No.: BJ0922D)							
		Target (U/gHb)	Mean (U/gHb)	n for Mean	SD	CV (%)	TE (%)	TEa (%)	σ	Target (U/gHb)	Mean (U/gHb)	n for Mean	SD	CV (%)	TE (%)	TEa (%)	σ
<a href="#">Lab028</a>	5	13.8	15.2	1	-	-	-	20	-	4.7	4.7	1	-	-	-	20	-
<a href="#">Lab032</a>	5	15.0	14.1	9	0.3	2.1	10.3	20	>6	4.7	4.5	9	0.1	2.2	8.7	20	>6
<a href="#">Lab037</a>	5	13.8	15.2	1	-	-	-	20	-	4.7	4.6	1	-	-	-	20	-
<a href="#">Lab049</a>	5	13.8	14.8	6	0.7	4.7	16.7	20	2.7	4.7	4.7	6	0.1	2.1	4.3	20	>6
Total	-	-	14.5	17	0.6	4.1	-	-	-	-	4.6	17	0.2	4.3	-	-	-

Bias (%) = [ ( | Mean - Target | ) / Target ] x 100%

TE : Total Error(%) = Bias (%) + 2 × CV (%)

σ (Sigma) = [TEa% - Bias (%) ] / CV (%)

[\[TOP\]](#)

## Cumulative

Cumulative : from 2021   to 2021

UnitID <input type="button" value="↑"/>	Reagent Kit (Code) <input type="button" value="↑"/>	Control N (Lot No.: BJ0922N)								Control D (Lot No.: BJ0922D)							
		Target (U/gHb)	Mean (U/gHb)	n for Mean	SD	CV (%)	TE (%)	TEa (%)	σ	Target (U/gHb)	Mean (U/gHb)	n for Mean	SD	CV (%)	TE (%)	TEa (%)	σ
<a href="#">Lab028</a>	5	13.8	15.2	1	-	-	-	20	-	4.7	4.7	1	-	-	-	20	-
<a href="#">Lab032</a>	5	15.0	14.1	9	0.3	2.1	10.3	20	>6	4.7	4.5	9	0.1	2.2	8.7	20	>6
<a href="#">Lab037</a>	5	13.8	15.1	4	0.5	3.3	16.0	20	3.2	4.7	4.8	4	0.1	2.1	6.3	20	>6
<a href="#">Lab049</a>	5	13.8	15.1	14	0.6	4.0	17.4	20	2.6	4.7	4.8	14	0.2	4.2	10.5	20	4.3
Total	-	-	14.8	28	0.7	4.7	-	-	-	-	4.7	28	0.2	4.3	-	-	-

Bias (%) = [ ( | Mean - Target | ) / Target ] x 100%

TE : Total Error(%) = Bias (%) + 2 × CV (%)

σ (Sigma) = [TEa% - Bias (%) ] / CV (%)

[\[TOP\]](#)

Reagent Kit	Reagent Code
Medicon	5

## Peer Group Statistics (Table 2)

Select LotNo : BJ0922N (2021-01-01 ~ 2100-12-31) ▾ Change

Select Reagent Kit : 5 - Medicon ▾ Change

[Print Table 2](#)

### Control N Month vs. Cumulative

		Control N (Lot No.: BJ0922N)															
		Month (2021/08)								CUM (2021/01/01~2021/08/31)							
UnitID <span>↑</span>	Reagent Kit (Code) <span>↑</span>	Target (U/gHb)	Mean (U/gHb)	n for Mean	SD	CV (%)	TE (%)	TEa (%)	σ	Target (U/gHb)	Mean (U/gHb)	n for Mean	SD	CV (%)	TE (%)	TEa (%)	σ
<a href="#">Lab028</a>	5	13.8	15.2	1	-	-	-	20	-	13.8	15.2	1	-	-	-	20	-
<a href="#">Lab032</a>	5	15.0	14.1	9	0.3	2.1	10.3	20	>6	15.0	14.1	9	0.3	2.1	10.3	20	>6
<a href="#">Lab037</a>	5	13.8	15.2	1	-	-	-	20	-	13.8	15.1	4	0.5	3.3	16.0	20	3.2
<a href="#">Lab049</a>	5	13.8	14.8	6	0.7	4.7	16.7	20	2.7	13.8	15.1	14	0.6	4.0	17.4	20	2.6
<b>Total</b>	-	-	14.5	17	0.6	4.1	-	-	-	-	14.8	28	0.7	4.7	-	-	-

Bias (%) = [ ( | Mean - Target | ) / Target ] x 100%

TE : Total Error(%) = Bias (%) + 2 × CV (%)

σ (Sigma) = [TEa% - Bias (%) ] / CV (%)

Month : 2021 ▾ 08 ▾ Change      Cumulative : from 2021 ▾ 01 ▾ 01 ▾ to 2021 ▾ 08 ▾ 31 ▾ Change

[TOP](#)

### Control D Month vs. Cumulative

		Control D (Lot No.: BJ0922D)															
		Month (2021/08)								CUM (2021/01/01~2021/08/31)							
UnitID <span>↑</span>	Reagent Kit (Code) <span>↑</span>	Target (U/gHb)	Mean (U/gHb)	n for Mean	SD	CV (%)	TE (%)	TEa (%)	σ	Target (U/gHb)	Mean (U/gHb)	n for Mean	SD	CV (%)	TE (%)	TEa (%)	σ
<a href="#">Lab028</a>	5	4.7	4.7	1	-	-	-	20	-	4.7	4.7	1	-	-	-	20	-
<a href="#">Lab032</a>	5	4.7	4.5	9	0.1	2.2	8.7	20	>6	4.7	4.5	9	0.1	2.2	8.7	20	>6
<a href="#">Lab037</a>	5	4.7	4.6	1	-	-	-	20	-	4.7	4.8	4	0.1	2.1	6.3	20	>6
<a href="#">Lab049</a>	5	4.7	4.7	6	0.1	2.1	4.3	20	>6	4.7	4.8	14	0.2	4.2	10.5	20	4.3
<b>Total</b>	-	-	4.6	17	0.2	4.3	-	-	-	-	4.7	28	0.2	4.3	-	-	-

Bias (%) = [ ( | Mean - Target | ) / Target ] x 100%

TE : Total Error(%) = Bias (%) + 2 × CV (%)

σ (Sigma) = [TEa% - Bias (%) ] / CV (%)

Month : 2021 ▾ 08 ▾ Change      Cumulative : from 2021 ▾ 01 ▾ 01 ▾ to 2021 ▾ 08 ▾ 31 ▾ Change

[TOP](#)

Reagent Kit	Reagent Code
Medicon	5