

QC Chart of Internal Quality Control (IQC)for G6PD Quantitative Test

Select LotNo : AH1220N (2019-01-28 ~ 2100-12-31) [Change](#)

[Print Table](#)

Lab022

	Control N		Control D	
QC Control Lot No.	AH1220N		AH1220D	
Duration of the Analyzing	Month (2020/06)	CUM (2019/10/03~2020/06/30)	Month (2020/06)	CUM (2019/10/03~2020/06/30)
Runs (N)	4	26	4	26
Mean (U/gHb)	11.3	12.1	3.7	4.0
SD	0.9	0.6	0.3	0.2
CV (%)	8.0	5.0	8.1	5.0
Target Value (U/gHb)	12.4	12.4	4.1	4.1
Total Error (%)	24.8	12.3	26.0	12.4
TEa (%)	20	20	20	20
σ	1.4	3.5	1.3	3.5

Bias (%) = [(| Mean - Target |) / Target] x 100%

TE : Total Error(%) = Bias (%) + 2 × CV (%)

σ (Sigma) = [TEa% - Bias (%)] / CV (%)

Month : 2020 06 [Change](#) ; Cumulative : from 2019 10 03 to 2020 06 30 [Change](#)

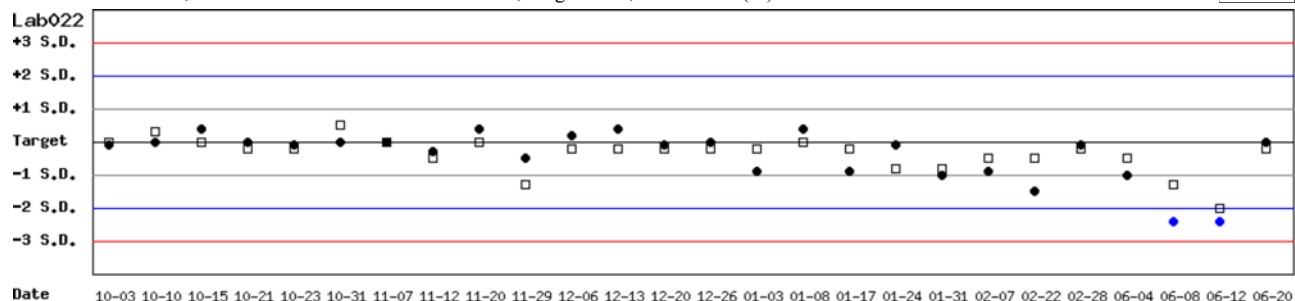
[TOP](#)

Control N and Control D SDI QC Chart

Lot No.: AH1220N ; Duration : 2019-10-03 to 2020-06-30 ; Target : 12.4 ; SD : 0.8 (●)

Lot No.: AH1220D ; Duration : 2019-10-03 to 2020-06-30 ; Target : 4.1 ; SD : 0.4 (□)

Lab022



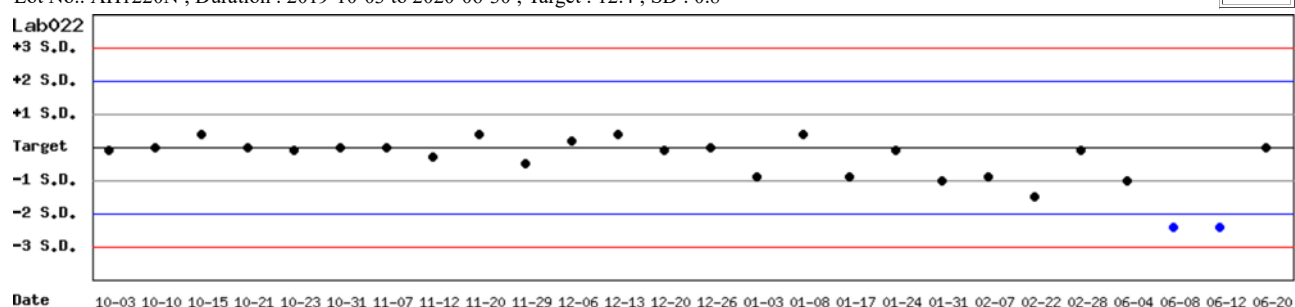
Month : 2020 06 [Change](#) ; Cumulative : from 2019 10 03 to 2020 06 30 [Change](#)

[TOP](#)

Control N SDI QC Chart

Lot No.: AH1220N ; Duration : 2019-10-03 to 2020-06-30 ; Target : 12.4 ; SD : 0.8

Lab022



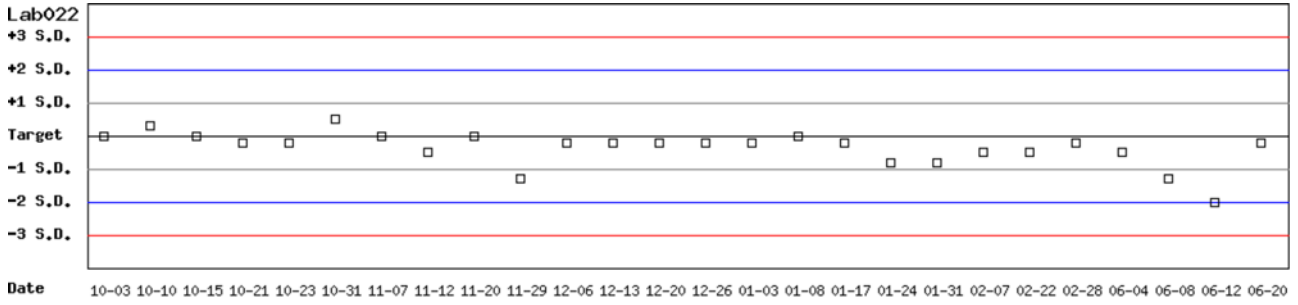
Month : 2020 06 [Change](#) ; Cumulative : from 2019 10 03 to 2020 06 30 [Change](#)

[TOP](#)

Control D SDI QC Chart

Lot No.: AH1220D ; Duration : 2019-10-03 to 2020-06-30 ; Target : 4.1 ; SD : 0.4

Lab022



Date 10-03 10-10 10-15 10-21 10-23 10-31 11-07 11-12 11-20 11-29 12-06 12-13 12-20 12-26 01-03 01-08 01-17 01-24 01-31 02-07 02-22 02-28 06-04 06-08 06-12 06-20

Month : 2020 06 Change ; Cumulative : from 2019 10 03 to 2020 06 30 Change

[TOP](#)

Peer Group Statistics (Table 1)

Select LotNo : AH1220N (2019-01-28 ~ 2100-12-31)

Select Reagent Kit : 5 - Medicon

Monthly

Month : 2020 06

UnitID <input type="button" value="↑"/>	Reagent Kit (Code) <input type="button" value="↑"/>	Control N (Lot No.: AH1220N)								Control D (Lot No.: AH1220D)							
		Target (U/gHb)	Mean (U/gHb)	n for Mean	SD	CV (%)	TE (%)	TEa (%)	σ	Target (U/gHb)	Mean (U/gHb)	n for Mean	SD	CV (%)	TE (%)	TEa (%)	σ
Lab020	5	15.9	13.0	2	-	-	-	20	-	5.2	4.4	2	-	-	-	20	-
Lab022	5	12.4	11.3	4	0.9	8.0	24.8	20	1.4	4.1	3.7	4	0.3	8.1	26.0	20	1.3
Lab032	5	15.3	13.1	3	0.2	1.5	17.4	20	3.7	5.2	4.0	3	0.1	2.5	28.1	20	-1.2
Lab033	5	12.4	13.1	4	0.1	0.8	7.2	20	>6	3.9	4.1	4	0.1	2.4	10.0	20	>6
Lab037	5	15.3	15.2	4	0.5	3.3	7.2	20	5.9	5.2	4.8	4	0.2	4.2	16.0	20	2.9
Total	-	-	13.1	17	1.5	11.5	-	-	-	-	4.2	17	0.4	9.5	-	-	-

Bias (%) = [(| Mean - Target |) / Target] x 100%

TE : Total Error(%) = Bias (%) + 2 × CV (%)

σ (Sigma) = [TEa% - Bias (%)] / CV (%)

[TOP](#)

Cumulative

Cumulative : from 2019 02 01 to 2020 06 30

UnitID <input type="button" value="↑"/>	Reagent Kit (Code) <input type="button" value="↑"/>	Control N (Lot No.: AH1220N)								Control D (Lot No.: AH1220D)							
		Target (U/gHb)	Mean (U/gHb)	n for Mean	SD	CV (%)	TE (%)	TEa (%)	σ	Target (U/gHb)	Mean (U/gHb)	n for Mean	SD	CV (%)	TE (%)	TEa (%)	σ
Lab020	5	15.9	15.0	19	1.0	6.7	19.0	20	2.1	5.2	4.7	19	0.2	4.3	18.1	20	2.4
Lab022	5	12.4	12.2	45	0.5	4.1	9.8	20	4.5	4.1	4.0	45	0.2	5.0	12.4	20	3.5
Lab032	5	15.3	14.1	71	0.6	4.3	16.4	20	2.8	5.2	4.4	71	0.4	9.1	33.6	20	0.5
Lab033	5	12.4	12.5	60	0.4	3.2	7.2	20	6.0	3.9	3.9	60	0.1	2.6	5.1	20	>6
Lab037	5	15.3	15.3	20	0.4	2.6	5.2	20	>6	5.2	4.7	20	0.2	4.3	18.1	20	2.4
Total	-	-	13.5	215	1.3	9.6	-	-	-	-	4.2	215	0.4	9.5	-	-	-

Bias (%) = [(| Mean - Target |) / Target] x 100%

TE : Total Error(%) = Bias (%) + 2 × CV (%)

σ (Sigma) = [TEa% - Bias (%)] / CV (%)

[TOP](#)

Reagent Kit	Reagent Code
Medicon	5

Peer Group Statistics (Table 2)

Select LotNo : AH1220N (2019-01-28 ~ 2100-12-31) Change

Select Reagent Kit : 5 - Medicon Change

[Print Table 2](#)

Control N Month vs. Cumulative

		Control N (Lot No.: AH1220N)															
		Month (2020/06)								CUM (2019/02/01~2020/06/30)							
UnitID	Reagent Kit (Code)	Target (U/gHb)	Mean (U/gHb)	n for Mean	SD	CV (%)	TE (%)	TEa (%)	σ	Target (U/gHb)	Mean (U/gHb)	n for Mean	SD	CV (%)	TE (%)	TEa (%)	σ
Lab020	5	15.9	13.0	2	-	-	-	20	-	15.9	15.0	19	1.0	6.7	19.0	20	2.1
Lab022	5	12.4	11.3	4	0.9	8.0	24.8	20	1.4	12.4	12.2	45	0.5	4.1	9.8	20	4.5
Lab032	5	15.3	13.1	3	0.2	1.5	17.4	20	3.7	15.3	14.1	71	0.6	4.3	16.4	20	2.8
Lab033	5	12.4	13.1	4	0.1	0.8	7.2	20	>6	12.4	12.5	60	0.4	3.2	7.2	20	6.0
Lab037	5	15.3	15.2	4	0.5	3.3	7.2	20	5.9	15.3	15.3	20	0.4	2.6	5.2	20	>6
Total	-	-	13.1	17	1.5	11.5	-	-	-	-	13.5	215	1.3	9.6	-	-	-

Bias (%) = [(| Mean - Target |) / Target] x 100%

TE : Total Error(%) = Bias (%) + 2 × CV (%)

σ (Sigma) = [TEa% - Bias (%)] / CV (%)

Month : 2020 06 Change Cumulative : from 2019 02 01 to 2020 06 30 Change

[TOP](#)

Control D Month vs. Cumulative

		Control D (Lot No.: AH1220D)															
		Month (2020/06)								CUM (2019/02/01~2020/06/30)							
UnitID	Reagent Kit (Code)	Target (U/gHb)	Mean (U/gHb)	n for Mean	SD	CV (%)	TE (%)	TEa (%)	σ	Target (U/gHb)	Mean (U/gHb)	n for Mean	SD	CV (%)	TE (%)	TEa (%)	σ
Lab020	5	5.2	4.4	2	-	-	-	20	-	5.2	4.7	19	0.2	4.3	18.1	20	2.4
Lab022	5	4.1	3.7	4	0.3	8.1	26.0	20	1.3	4.1	4.0	45	0.2	5.0	12.4	20	3.5
Lab032	5	5.2	4.0	3	0.1	2.5	28.1	20	-1.2	5.2	4.4	71	0.4	9.1	33.6	20	0.5
Lab033	5	3.9	4.1	4	0.1	2.4	10.0	20	>6	3.9	3.9	60	0.1	2.6	5.1	20	>6
Lab037	5	5.2	4.8	4	0.2	4.2	16.0	20	2.9	5.2	4.7	20	0.2	4.3	18.1	20	2.4
Total	-	-	4.2	17	0.4	9.5	-	-	-	-	4.2	215	0.4	9.5	-	-	-

Bias (%) = [(| Mean - Target |) / Target] x 100%

TE : Total Error(%) = Bias (%) + 2 × CV (%)

σ (Sigma) = [TEa% - Bias (%)] / CV (%)

Month : 2020 06 Change Cumulative : from 2019 02 01 to 2020 06 30 Change

[TOP](#)

Reagent Kit	Reagent Code
Medicon	5