

2020年04月G6PD定量檢驗實驗室內部品管計畫報告

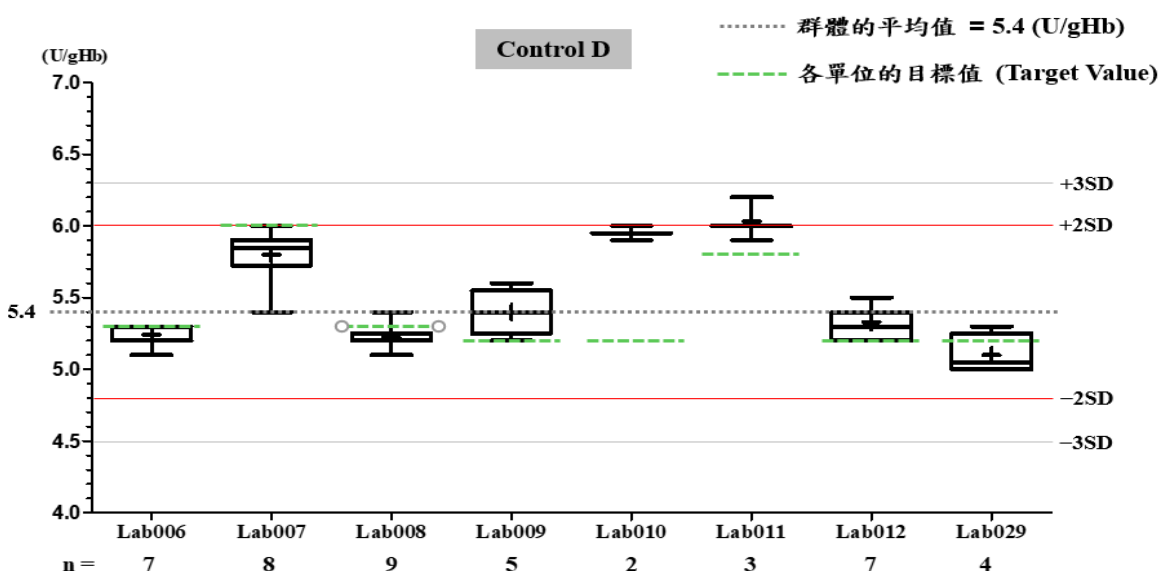
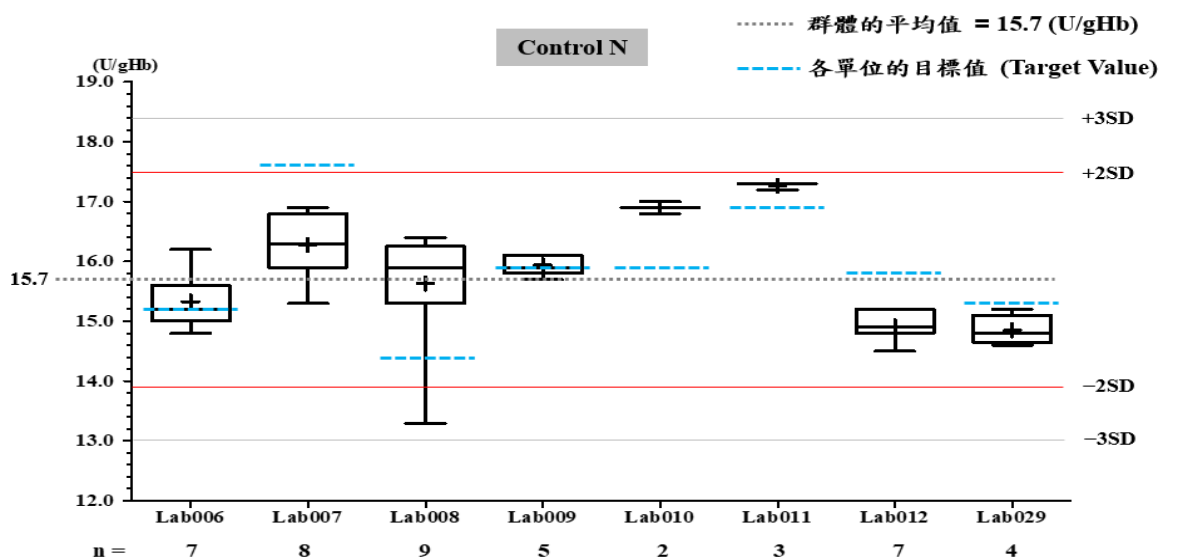
一、所有參加單位本月實驗室內部品管結果之彙整

| G6PD | Control N (Lot No.:AH1220N) | Control D (Lot No.:AH1220D) |
|--------------|--------------------------------|--------------------------------|
| 參加單位 | 8 | 8 |
| 總回報數 (n) | 45 | 45 |
| 中位數 (Median) | 15.8 (U/gHb) | 5.3 (U/gHb) |
| 平均值 (Mean) | 15.7 (U/gHb) | 5.4 (U/gHb) |
| 標準差 (SD) | 0.9 | 0.3 |
| 變異係數 (CV) | 5.7% | 5.6% |
| G6PD 檢驗值範圍 | 13.3 ~ 17.3 (U/gHb) | 5.0 ~ 6.2 (U/gHb) |
| Hb 檢驗值範圍 | 2.0 ~ 2.8 (g/dL) | 2.0 ~ 2.4 (g/dL) |

*統計值為該月全體單位回報的所有數據總合計算所得

** G6PD Method = Lanner kit, 37°C

二、各檢驗單位本月實驗室內部品管結果分佈圖



G6PD 定量檢驗內部品管統計結果及 SDI 分佈圖

選擇 LotNo : AH1220N (2019-01-28 ~ 2100-12-31) Change

列印圖表

檢驗單位 : Lab012

| QC Control Lot No. | Control N | | Control D | |
|--------------------|-----------------|-----------------------------|-----------------|-----------------------------|
| | AH1220N | | AH1220D | |
| 檢驗期間 | Month (2020/04) | CUM (2020/01/21~2020/04/30) | Month (2020/04) | CUM (2020/01/21~2020/04/30) |
| 累計點數 (N) | 7 | 26 | 7 | 26 |
| 累計平均值 (Mean) U/gHb | 14.9 | 15.0 | 5.3 | 5.4 |
| 累計標準差 (SD) | 0.2 | 0.2 | 0.1 | 0.1 |
| 累計變異係數 (CV) % | 1.3 | 1.3 | 1.9 | 1.9 |
| 目標值 (Target) U/gHb | 15.8 | 15.8 | 5.2 | 5.2 |
| 總誤差 (TE) % | 8.4 | 7.7 | 5.7 | 7.5 |
| 可容許總誤差 (TEa) % | 20 | 20 | 20 | 20 |
| σ | >6 | >6 | >6 | >6 |

誤差 (Bias)% = { [| 累計平均值 (Mean) - 目標值 (Target) |] / 目標值 (Target) } x 100%

總誤差 (TE, Total Error)% = 誤差 (Bias)% + 2 x 累計變異係數 (CV)

σ (Sigma) = (TEa% - 誤差 (Bias)%) / 累計變異係數 (CV)

月統計 : 2020 04 Change ; 累計期間 (CUM) : 自 2020 01 21 至 2020 04 30 Change

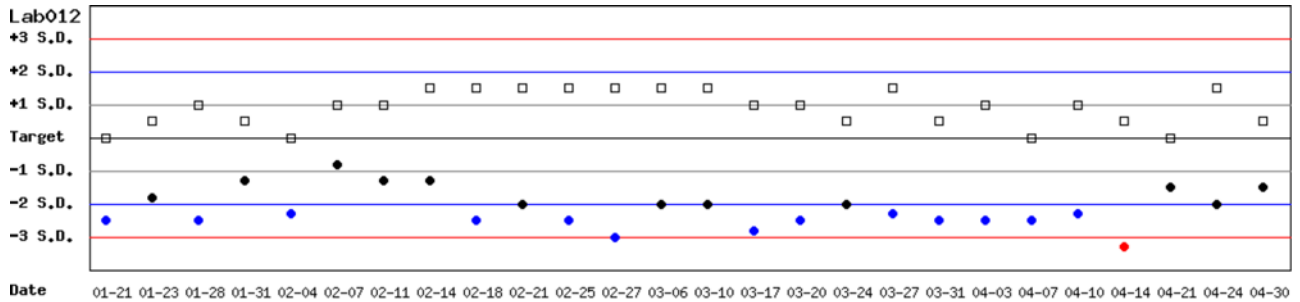
[TOP](#)

Control N 及 Control D SDI 分佈圖

Lot No.: AH1220N ; 檢驗期間 : 2020-01-21 至 2020-04-30 ; 目標值 (Target) : 15.8 ; 參考標準差 (SD) : 0.40 (●)

Lot No.: AH1220D ; 檢驗期間 : 2020-01-21 至 2020-04-30 ; 目標值 (Target) : 5.2 ; 參考標準差 (SD) : 0.20 (□)

單位 : Lab012



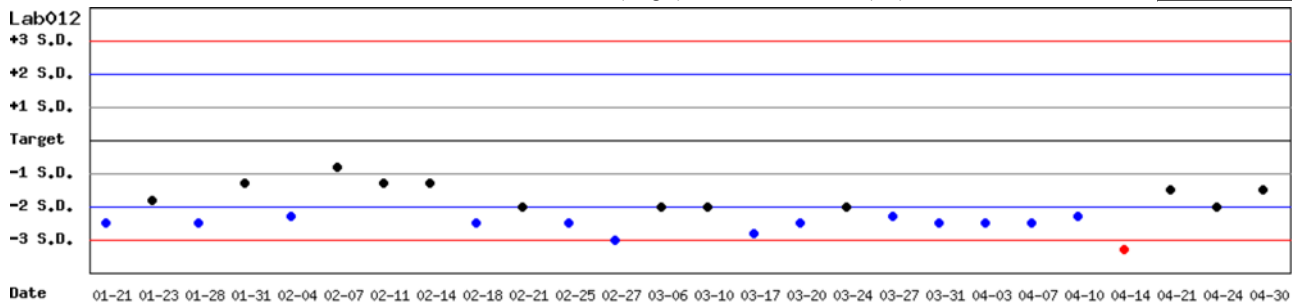
月統計 : 2020 04 Change ; 累計期間 (CUM) : 自 2020 01 21 至 2020 04 30 Change

[TOP](#)

Control N SDI 分佈圖

Lot No.: AH1220N ; 檢驗期間 : 2020-01-21 至 2020-04-30 ; 目標值 (Target) : 15.8 ; 參考標準差 (SD) : 0.40

單位 : Lab012



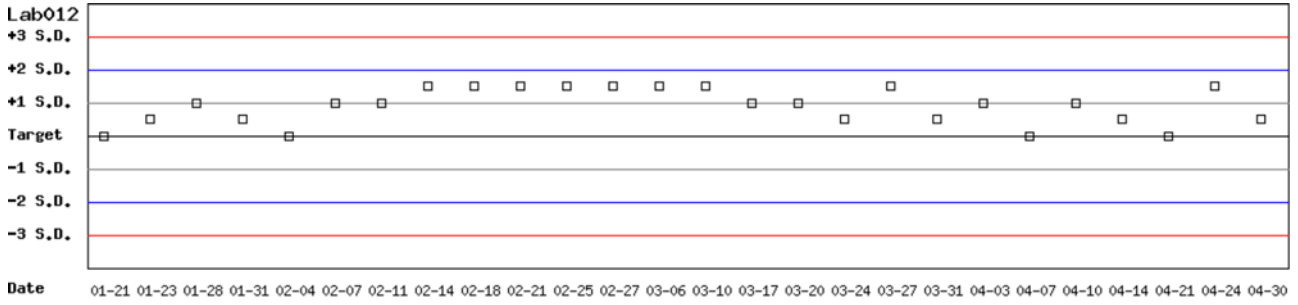
月統計 : 2020 04 Change ; 累計期間 (CUM) : 自 2020 01 21 至 2020 04 30 Change

[TOP](#)

Control D SDI 分佈圖

Lot No.: AH1220D ; 檢驗期間 : 2020-01-21 至 2020-04-30 ; 目標值 (Target) : 5.2 ; 參考標準差 (SD) : 0.20

單位 : Lab012



月統計 : 2020 04 ; 累計期間 (CUM) : 自 2020 01 21 至 2020 04 30

[\[TOP\]](#)

各檢驗單位 G6PD 定量檢驗 內部品管統計結果 (總表一)

選擇 LotNo : AH1220N (2019-01-28 ~ 2100-12-31)

選擇 Reagent Kit : 4 - Lanner

[列印總表一](#)

月統計表

統計月份 : 2020 04

| UnitID | Reagent Kit (Code) | Control N (Lot No.: AH1220N) | | | | | | | | Control D (Lot No.: AH1220D) | | | | | | | |
|------------------------|--------------------|------------------------------|--------------|------------|-----|--------|--------|---------|-----|------------------------------|--------------|------------|-----|--------|--------|---------|-----|
| | | Target (U/gHb) | Mean (U/gHb) | n for Mean | SD | CV (%) | TE (%) | TEa (%) | σ | Target (U/gHb) | Mean (U/gHb) | n for Mean | SD | CV (%) | TE (%) | TEa (%) | σ |
| Lab006 | 4 | 15.2 | 15.3 | 7 | 0.5 | 3.3 | 7.2 | 20 | 5.9 | 5.3 | 5.2 | 7 | 0.1 | 1.9 | 5.7 | 20 | >6 |
| Lab007 | 4 | 17.6 | 16.3 | 8 | 0.5 | 3.1 | 13.5 | 20 | 4.1 | 6.0 | 5.8 | 8 | 0.2 | 3.4 | 10.2 | 20 | 4.9 |
| Lab008 | 4 | 14.4 | 15.6 | 9 | 1.0 | 6.4 | 21.2 | 20 | 1.8 | 5.3 | 5.2 | 9 | 0.1 | 1.9 | 5.7 | 20 | >6 |
| Lab009 | 4 | 15.9 | 15.9 | 5 | 0.2 | 1.3 | 2.5 | 20 | >6 | 5.2 | 5.4 | 5 | 0.2 | 3.7 | 11.3 | 20 | 4.4 |
| Lab010 | 4 | 15.9 | 16.9 | 2 | - | - | - | 20 | - | 5.2 | 6.0 | 2 | - | - | - | 20 | - |
| Lab011 | 4 | 16.9 | 17.3 | 3 | 0.1 | 0.6 | 3.5 | 20 | >6 | 5.8 | 6.0 | 3 | 0.2 | 3.3 | 10.1 | 20 | 5.0 |
| Lab012 | 4 | 15.8 | 14.9 | 7 | 0.2 | 1.3 | 8.4 | 20 | >6 | 5.2 | 5.3 | 7 | 0.1 | 1.9 | 5.7 | 20 | >6 |
| Lab029 | 4 | 15.3 | 14.9 | 4 | 0.3 | 2.0 | 6.6 | 20 | >6 | 5.2 | 5.1 | 4 | 0.1 | 2.0 | 5.8 | 20 | >6 |
| Total | - | - | 15.7 | 45 | 0.9 | 5.7 | - | - | - | - | 5.4 | 45 | 0.3 | 5.6 | - | - | - |

誤差 (Bias)% = { [| 累計平均值 (Mean) - 目標值 (Target) |] / 目標值 (Target) } x 100%

總誤差 (TE, Total Error)% = 誤差 (Bias)% + 2 × 累計變異係數 (CV)

σ (Sigma) = (TEa% - 誤差 (Bias)%) / 累計變異係數 (CV)

[TOP](#)

累計統計表

累計期間 : 自 2019 02 01 至 2020 04 30

| UnitID | Reagent Kit (Code) | Control N (Lot No.: AH1220N) | | | | | | | | Control D (Lot No.: AH1220D) | | | | | | | |
|------------------------|--------------------|------------------------------|--------------|------------|-----|--------|--------|---------|-----|------------------------------|--------------|------------|-----|--------|--------|---------|-----|
| | | Target (U/gHb) | Mean (U/gHb) | n for Mean | SD | CV (%) | TE (%) | TEa (%) | σ | Target (U/gHb) | Mean (U/gHb) | n for Mean | SD | CV (%) | TE (%) | TEa (%) | σ |
| Lab006 | 4 | 15.2 | 15.9 | 43 | 0.8 | 5.0 | 14.7 | 20 | 3.1 | 5.3 | 5.3 | 43 | 0.1 | 1.9 | 3.8 | 20 | >6 |
| Lab007 | 4 | 17.6 | 16.8 | 17 | 0.7 | 4.2 | 12.9 | 20 | 3.7 | 6.0 | 5.8 | 17 | 0.2 | 3.4 | 10.2 | 20 | 4.9 |
| Lab008 | 4 | 14.4 | 14.9 | 127 | 0.9 | 6.0 | 15.6 | 20 | 2.8 | 5.3 | 5.0 | 127 | 0.2 | 4.0 | 13.7 | 20 | 3.6 |
| Lab009 | 4 | 15.9 | 16.4 | 36 | 0.5 | 3.0 | 9.2 | 20 | 5.6 | 5.2 | 5.6 | 36 | 0.2 | 3.6 | 14.8 | 20 | 3.4 |
| Lab010 | 4 | 15.9 | 16.7 | 26 | 0.7 | 4.2 | 13.4 | 20 | 3.6 | 5.2 | 5.6 | 26 | 0.3 | 5.4 | 18.4 | 20 | 2.3 |
| Lab011 | 4 | 16.9 | 16.3 | 25 | 0.5 | 3.1 | 9.7 | 20 | 5.3 | 5.8 | 5.7 | 25 | 0.2 | 3.5 | 8.7 | 20 | 5.2 |
| Lab012 | 4 | 15.8 | 15.4 | 57 | 0.5 | 3.2 | 9.0 | 20 | 5.5 | 5.2 | 5.4 | 57 | 0.1 | 1.9 | 7.5 | 20 | >6 |
| Lab029 | 4 | 15.3 | 15.4 | 53 | 0.8 | 5.2 | 11.0 | 20 | 3.7 | 5.2 | 5.2 | 53 | 0.2 | 3.8 | 7.7 | 20 | 5.3 |
| Total | - | - | 15.6 | 385 | 1.0 | 6.4 | - | - | - | - | 5.3 | 385 | 0.3 | 5.7 | - | - | - |

誤差 (Bias)% = { [| 累計平均值 (Mean) - 目標值 (Target) |] / 目標值 (Target) } x 100%

總誤差 (TE, Total Error)% = 誤差 (Bias)% + 2 × 累計變異係數 (CV)

σ (Sigma) = (TEa% - 誤差 (Bias)%) / 累計變異係數 (CV)

[TOP](#)

| Reagent Kit | Reagent Code |
|-------------|--------------|
| Lanner | 4 |

各檢驗單位 G6PD 定量檢驗 內部品管統計結果 (總表二)

選擇 LotNo : AH1220N (2019-01-28 ~ 2100-12-31) Change

選擇 Reagent Kit : 4 - Lanner Change

列印總表二

Control N 月統計與累計統計之比較表

| Control N (Lot No.: AH1220N) | | | | | | | | | | | | | | | | | |
|------------------------------|--------------------|-----------------|--------------|------------|-----|--------|--------|---------|-----|-----------------------------|--------------|------------|-----|--------|--------|---------|-----|
| | | Month (2020/04) | | | | | | | | CUM (2019/02/01~2020/04/30) | | | | | | | |
| UnitID | Reagent Kit (Code) | Target (U/gHb) | Mean (U/gHb) | n for Mean | SD | CV (%) | TE (%) | TEa (%) | σ | Target (U/gHb) | Mean (U/gHb) | n for Mean | SD | CV (%) | TE (%) | TEa (%) | σ |
| Lab006 | 4 | 15.2 | 15.3 | 7 | 0.5 | 3.3 | 7.2 | 20 | 5.9 | 15.2 | 15.9 | 43 | 0.8 | 5.0 | 14.7 | 20 | 3.1 |
| Lab007 | 4 | 17.6 | 16.3 | 8 | 0.5 | 3.1 | 13.5 | 20 | 4.1 | 17.6 | 16.8 | 17 | 0.7 | 4.2 | 12.9 | 20 | 3.7 |
| Lab008 | 4 | 14.4 | 15.6 | 9 | 1.0 | 6.4 | 21.2 | 20 | 1.8 | 14.4 | 14.9 | 127 | 0.9 | 6.0 | 15.6 | 20 | 2.8 |
| Lab009 | 4 | 15.9 | 15.9 | 5 | 0.2 | 1.3 | 2.5 | 20 | >6 | 15.9 | 16.4 | 36 | 0.5 | 3.0 | 9.2 | 20 | 5.6 |
| Lab010 | 4 | 15.9 | 16.9 | 2 | - | - | - | 20 | - | 15.9 | 16.7 | 26 | 0.7 | 4.2 | 13.4 | 20 | 3.6 |
| Lab011 | 4 | 16.9 | 17.3 | 3 | 0.1 | 0.6 | 3.5 | 20 | >6 | 16.9 | 16.3 | 25 | 0.5 | 3.1 | 9.7 | 20 | 5.3 |
| Lab012 | 4 | 15.8 | 14.9 | 7 | 0.2 | 1.3 | 8.4 | 20 | >6 | 15.8 | 15.4 | 57 | 0.5 | 3.2 | 9.0 | 20 | 5.5 |
| Lab029 | 4 | 15.3 | 14.9 | 4 | 0.3 | 2.0 | 6.6 | 20 | >6 | 15.3 | 15.4 | 53 | 0.8 | 5.2 | 11.0 | 20 | 3.7 |
| Total | - | - | 15.7 | 45 | 0.9 | 5.7 | - | - | - | - | 15.6 | 385 | 1.0 | 6.4 | - | - | - |

誤差 (Bias)% = { [| 累計平均值 (Mean) - 目標值 (Target) |] / 目標值 (Target) } x 100%

總誤差 (TE, Total Error)% = 誤差 (Bias)% + 2 × 累計變異係數 (CV)

σ (Sigma) = (TEa% - 誤差 (Bias)%) / 累計變異係數 (CV)

月統計 : 2020 04 Change 累計期間 (CUM) : 自 2019 02 01 至 2020 04 30 Change

[TOP](#)

Control D 月統計與累計統計之比較表

| Control D (Lot No.: AH1220D) | | | | | | | | | | | | | | | | | |
|------------------------------|--------------------|-----------------|--------------|------------|-----|--------|--------|---------|-----|-----------------------------|--------------|------------|-----|--------|--------|---------|-----|
| | | Month (2020/04) | | | | | | | | CUM (2019/02/01~2020/04/30) | | | | | | | |
| UnitID | Reagent Kit (Code) | Target (U/gHb) | Mean (U/gHb) | n for Mean | SD | CV (%) | TE (%) | TEa (%) | σ | Target (U/gHb) | Mean (U/gHb) | n for Mean | SD | CV (%) | TE (%) | TEa (%) | σ |
| Lab006 | 4 | 5.3 | 5.2 | 7 | 0.1 | 1.9 | 5.7 | 20 | >6 | 5.3 | 5.3 | 43 | 0.1 | 1.9 | 3.8 | 20 | >6 |
| Lab007 | 4 | 6.0 | 5.8 | 8 | 0.2 | 3.4 | 10.2 | 20 | 4.9 | 6.0 | 5.8 | 17 | 0.2 | 3.4 | 10.2 | 20 | 4.9 |
| Lab008 | 4 | 5.3 | 5.2 | 9 | 0.1 | 1.9 | 5.7 | 20 | >6 | 5.3 | 5.0 | 127 | 0.2 | 4.0 | 13.7 | 20 | 3.6 |
| Lab009 | 4 | 5.2 | 5.4 | 5 | 0.2 | 3.7 | 11.3 | 20 | 4.4 | 5.2 | 5.6 | 36 | 0.2 | 3.6 | 14.8 | 20 | 3.4 |
| Lab010 | 4 | 5.2 | 6.0 | 2 | - | - | - | 20 | - | 5.2 | 5.6 | 26 | 0.3 | 5.4 | 18.4 | 20 | 2.3 |
| Lab011 | 4 | 5.8 | 6.0 | 3 | 0.2 | 3.3 | 10.1 | 20 | 5.0 | 5.8 | 5.7 | 25 | 0.2 | 3.5 | 8.7 | 20 | 5.2 |
| Lab012 | 4 | 5.2 | 5.3 | 7 | 0.1 | 1.9 | 5.7 | 20 | >6 | 5.2 | 5.4 | 57 | 0.1 | 1.9 | 7.5 | 20 | >6 |
| Lab029 | 4 | 5.2 | 5.1 | 4 | 0.1 | 2.0 | 5.8 | 20 | >6 | 5.2 | 5.2 | 53 | 0.2 | 3.8 | 7.7 | 20 | 5.3 |
| Total | - | - | 5.4 | 45 | 0.3 | 5.6 | - | - | - | - | 5.3 | 385 | 0.3 | 5.7 | - | - | - |

誤差 (Bias)% = { [| 累計平均值 (Mean) - 目標值 (Target) |] / 目標值 (Target) } x 100%

總誤差 (TE, Total Error)% = 誤差 (Bias)% + 2 × 累計變異係數 (CV)

σ (Sigma) = (TEa% - 誤差 (Bias)%) / 累計變異係數 (CV)

月統計 : 2020 04 Change 累計期間 (CUM) : 自 2019 02 01 至 2020 04 30 Change

[TOP](#)

| Reagent Kit | Reagent Code |
|-------------|--------------|
| Lanner | 4 |