

G6PD 定量檢驗內部品管統計結果及 SDI 分佈圖

選擇 LotNo : AE0909N (2016-01-01 ~ 2100-12-31) [Change](#)

[列印圖表](#)

檢驗單位 : **Lab019**

QC Control Lot No.	Control N		Control D	
	AE0909N		AE0909D	
檢驗期間	Month (2020/01)	CUM (2019/06/26~2020/01/31)	Month (2020/01)	CUM (2019/06/26~2020/01/31)
累計點數 (N)	5	26	5	26
累計平均值 (Mean) U/gHb	15.5	15.3	5.4	5.3
累計標準差 (SD)	0.2	0.3	0.1	0.1
累計變異係數 (CV) %	1.3	2.0	1.9	1.9
目標值 (Target) U/gHb	15.3	15.3	5.3	5.3
總誤差 (TE) %	3.9	3.9	5.6	3.8
可容許總誤差 (TEa) %	20	20	20	20
σ	>6	>6	>6	>6

誤差 (Bias)% = $\{ [| \text{累計平均值 (Mean)} - \text{目標值 (Target)} |] / \text{目標值 (Target)} \} \times 100\%$

總誤差 (TE, Total Error)% = 誤差 (Bias)% + 2 × 累計變異係數 (CV)

σ (Sigma) = (TEa% - 誤差 (Bias)%) / 累計變異係數 (CV)

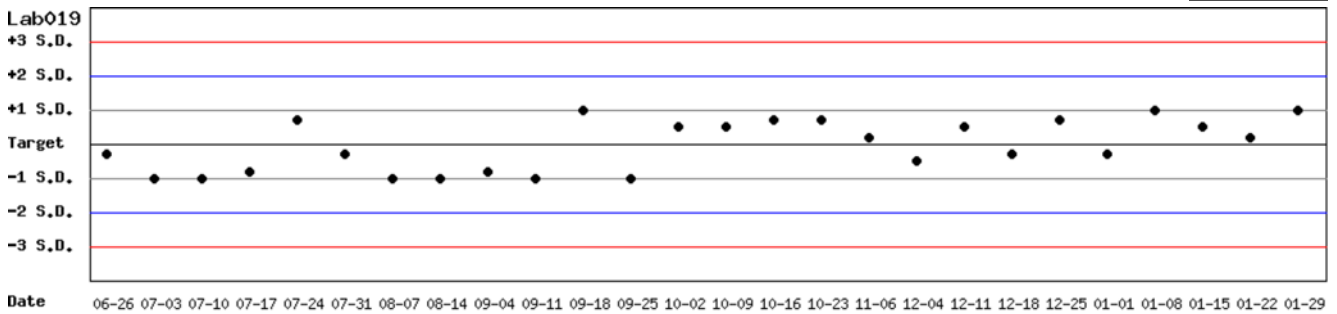
月統計 : 2020 01 [Change](#) ; 累計期間 (CUM) : 自 2019 06 26 至 2020 01 31 [Change](#)

[\[TOP\]](#)

Control N SDI 分佈圖

Lot No.: AE0909N; 檢驗期間 : 2019-06-26 至 2020-01-31; 目標值 (Target) : 15.3; 參考標準差 (SD) : 0.40

單位 : Lab019



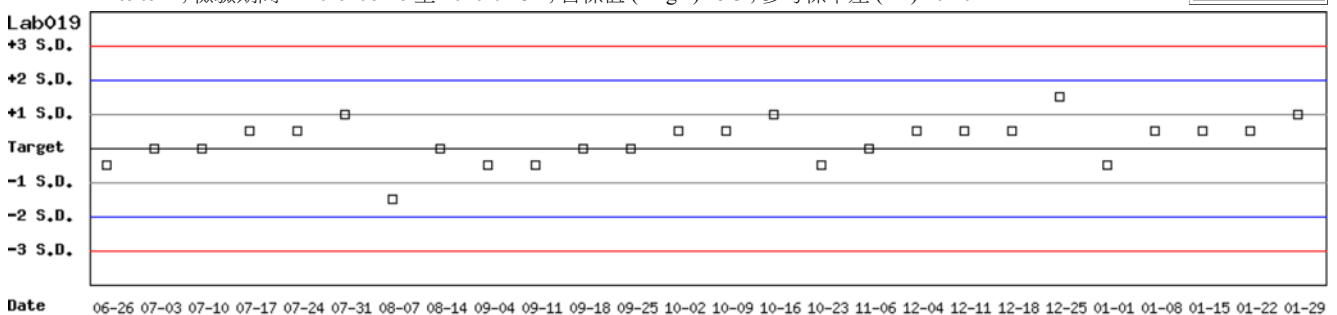
月統計 : 2020 01 [Change](#) ; 累計期間 (CUM) : 自 2019 06 26 至 2020 01 31 [Change](#)

[\[TOP\]](#)

Control D SDI 分佈圖

Lot No.: AE0909D; 檢驗期間 : 2019-06-26 至 2020-01-31; 目標值 (Target) : 5.3; 參考標準差 (SD) : 0.20

單位 : Lab019



月統計 : 2020 01 [Change](#) ; 累計期間 (CUM) : 自 2019 06 26 至 2020 01 31 [Change](#)

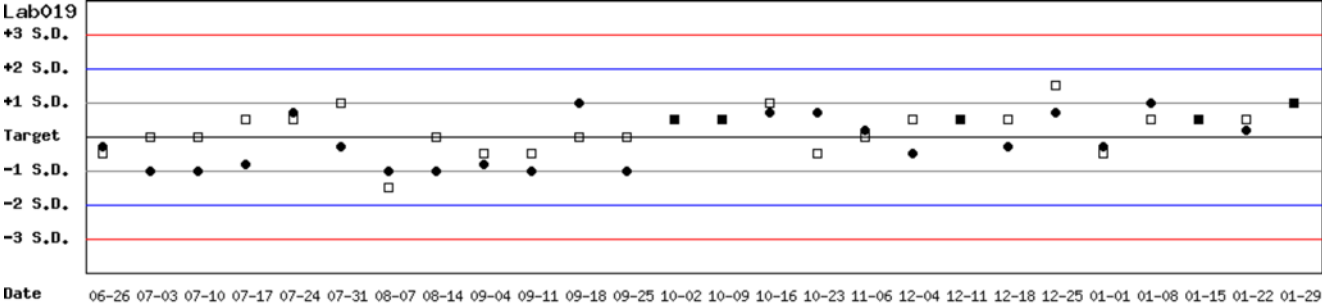
[\[TOP\]](#)

Control N 及 Control D SDI 分佈圖

Lot No.: AE0909N; 檢驗期間: 2019-06-26 至 2020-01-31; 目標值 (Target): 15.3; 參考標準差 (SD): 0.40 (●)

Lot No.: AE0909D; 檢驗期間: 2019-06-26 至 2020-01-31; 目標值 (Target): 5.3; 參考標準差 (SD): 0.20 (□)

單位: Lab019



月統計: 2020 01 Change ; 累計期間 (CUM): 自 2019 06 26 至 2020 01 31 Change

Peer Group Statistics (Table 1)

Select LotNo : AE0909N (2016-01-01 ~ 2100-12-31) ▼ Change

Select Reagent Kit : 5 - Medicon ▼ Change

Print Table 1

Monthly

Month : 2020 ▼ 01 ▼ Change

		Control N (Lot No.: AE0909N)									Control D (Lot No.: AE0909D)						
UnitID	Reagent Kit (Code)	Target (U/gHb)	Mean (U/gHb)	n for Mean	SD	CV (%)	TE (%)	TEa (%)	σ	Target (U/gHb)	Mean (U/gHb)	n for Mean	SD	CV (%)	TE (%)	TEa (%)	σ
Lab019	5	15.3	15.5	5	0.2	1.3	3.9	20	>6	5.3	5.4	5	0.1	1.9	5.6	20	>6
Lab026	5	15.9	12.9	23	0.1	0.8	20.4	20	1.4	5.8	5.0	23	0.1	2.0	17.8	20	3.1
Lab028	5	14.8	13.6	13	0.7	5.1	18.4	20	2.3	4.8	5.4	13	0.2	3.7	19.9	20	2.0
Lab034	5	14.4	14.5	5	1.0	6.9	14.5	20	2.8	5.8	4.7	5	0.2	4.3	27.5	20	0.2
Total	-	-	13.6	46	1.0	7.4	-	-	-	-	5.1	46	0.3	5.9	-	-	-

Bias (%) = [(| Mean - Target |) / Target] x 100%

TE : Total Error(%) = Bias (%) + 2 × CV (%)

σ (Sigma) = [TEa% - Bias (%)] / CV (%)

[TOP](#)

Cumulative

Cumulative : from 2016 ▼ 02 ▼ 01 ▼ to 2020 ▼ 01 ▼ 31 ▼ Change

		Control N (Lot No.: AE0909N)									Control D (Lot No.: AE0909D)						
UnitID	Reagent Kit (Code)	Target (U/gHb)	Mean (U/gHb)	n for Mean	SD	CV (%)	TE (%)	TEa (%)	σ	Target (U/gHb)	Mean (U/gHb)	n for Mean	SD	CV (%)	TE (%)	TEa (%)	σ
Lab018	5	14.2	14.9	142	1.2	8.1	21.0	20	1.9	5.5	5.5	142	0.3	5.5	10.9	20	3.6
Lab019	5	15.3	15.2	99	0.3	2.0	4.6	20	>6	5.3	5.3	99	0.1	1.9	3.8	20	>6
Lab020	5	14.4	15.2	28	0.5	3.3	12.1	20	4.4	5.8	5.3	28	0.3	5.7	19.9	20	2.0
Lab026	5	15.9	13.7	318	1.3	9.5	32.8	20	0.6	5.8	5.1	318	0.3	5.9	23.8	20	1.3
Lab027	5	15.5	15.5	107	1.3	8.4	16.8	20	2.4	5.4	5.6	107	0.5	8.9	21.6	20	1.8
Lab028	5	14.8	14.5	134	0.7	4.8	11.7	20	3.7	4.8	5.6	134	0.3	5.4	27.4	20	0.6
Lab032	5	15.3	15.9	38	0.9	5.7	15.2	20	2.8	5.2	5.7	38	0.3	5.3	20.1	20	2.0
Lab033	5	14.4	14.9	49	0.6	4.0	11.5	20	4.1	5.8	5.2	49	0.2	3.8	18.0	20	2.5
Lab034	5	14.4	14.4	78	0.8	5.6	11.1	20	3.6	5.8	5.0	78	0.4	8.0	29.8	20	0.8
Lab037	5	14.9	15.2	30	0.8	5.3	12.5	20	3.4	5.4	5.5	30	0.3	5.5	12.8	20	3.3
Lab040	5	14.4	13.3	39	0.7	5.3	18.2	20	2.3	5.8	4.7	39	0.3	6.4	31.7	20	0.2
Lab043	5	11.5	13.1	84	0.9	6.9	27.7	20	0.9	4.5	4.9	84	0.3	6.1	21.1	20	1.8
Total	-	-	14.4	1146	1.3	9.0	-	-	-	-	5.3	1146	0.4	7.5	-	-	-

Bias (%) = [(| Mean - Target |) / Target] x 100%

TE : Total Error(%) = Bias (%) + 2 × CV (%)

σ (Sigma) = [TEa% - Bias (%)] / CV (%)

[TOP](#)

Reagent Kit	Reagent Code
Medicon	5

Peer Group Statistics (Table 2)

Select LotNo : AE0909N (2016-01-01 ~ 2100-12-31) Change

Select Reagent Kit : 5 - Medicon Change

Print Table 2

Control N Month vs. Cumulative

		Control N (Lot No.: AE0909N)															
		Month (2020/01)								CUM (2016/02/01~2020/01/31)							
UnitID	Reagent Kit (Code)	Target (U/gHb)	Mean (U/gHb)	n for Mean	SD	CV (%)	TE (%)	TEa (%)	σ	Target (U/gHb)	Mean (U/gHb)	n for Mean	SD	CV (%)	TE (%)	TEa (%)	σ
Lab018	5	14.2	-	0	-	-	-	20	-	14.2	14.9	142	1.2	8.1	21.0	20	1.9
Lab019	5	15.3	15.5	5	0.2	1.3	3.9	20	>6	15.3	15.2	99	0.3	2.0	4.6	20	>6
Lab020	5	14.4	-	0	-	-	-	20	-	14.4	15.2	28	0.5	3.3	12.1	20	4.4
Lab026	5	15.9	12.9	23	0.1	0.8	20.4	20	1.4	15.9	13.7	318	1.3	9.5	32.8	20	0.6
Lab027	5	15.5	-	0	-	-	-	20	-	15.5	15.5	107	1.3	8.4	16.8	20	2.4
Lab028	5	14.8	13.6	13	0.7	5.1	18.4	20	2.3	14.8	14.5	134	0.7	4.8	11.7	20	3.7
Lab032	5	15.3	-	0	-	-	-	20	-	15.3	15.9	38	0.9	5.7	15.2	20	2.8
Lab033	5	14.4	-	0	-	-	-	20	-	14.4	14.9	49	0.6	4.0	11.5	20	4.1
Lab034	5	14.4	14.5	5	1.0	6.9	14.5	20	2.8	14.4	14.4	78	0.8	5.6	11.1	20	3.6
Lab037	5	14.9	-	0	-	-	-	20	-	14.9	15.2	30	0.8	5.3	12.5	20	3.4
Lab040	5	14.4	-	0	-	-	-	20	-	14.4	13.3	39	0.7	5.3	18.2	20	2.3
Lab043	5	11.5	-	0	-	-	-	20	-	11.5	13.1	84	0.9	6.9	27.7	20	0.9
Total	-	-	13.6	46	1.0	7.4	-	-	-	-	14.4	1146	1.3	9.0	-	-	-

Bias (%) = [(| Mean - Target |) / Target] x 100%

TE : Total Error(%) = Bias (%) + 2 × CV (%)

σ (Sigma) = [TEa% - Bias (%)] / CV (%)

Month : 2020 01 Change

Cumulative : from 2016 02 01 to 2020 01 31 Change

[TOP](#)

Control D Month vs. Cumulative

		Control D (Lot No.: AE0909D)															
		Month (2020/01)								CUM (2016/02/01~2020/01/31)							
UnitID	Reagent Kit (Code)	Target (U/gHb)	Mean (U/gHb)	n for Mean	SD	CV (%)	TE (%)	TEa (%)	σ	Target (U/gHb)	Mean (U/gHb)	n for Mean	SD	CV (%)	TE (%)	TEa (%)	σ
Lab018	5	5.5	-	0	-	-	-	20	-	5.5	5.5	142	0.3	5.5	10.9	20	3.6
Lab019	5	5.3	5.4	5	0.1	1.9	5.6	20	>6	5.3	5.3	99	0.1	1.9	3.8	20	>6
Lab020	5	5.8	-	0	-	-	-	20	-	5.8	5.3	28	0.3	5.7	19.9	20	2.0
Lab026	5	5.8	5.0	23	0.1	2.0	17.8	20	3.1	5.8	5.1	318	0.3	5.9	23.8	20	1.3
Lab027	5	5.4	-	0	-	-	-	20	-	5.4	5.6	107	0.5	8.9	21.6	20	1.8
Lab028	5	4.8	5.4	13	0.2	3.7	19.9	20	2.0	4.8	5.6	134	0.3	5.4	27.4	20	0.6
Lab032	5	5.2	-	0	-	-	-	20	-	5.2	5.7	38	0.3	5.3	20.1	20	2.0
Lab033	5	5.8	-	0	-	-	-	20	-	5.8	5.2	49	0.2	3.8	18.0	20	2.5
Lab034	5	5.8	4.7	5	0.2	4.3	27.5	20	0.2	5.8	5.0	78	0.4	8.0	29.8	20	0.8
Lab037	5	5.4	-	0	-	-	-	20	-	5.4	5.5	30	0.3	5.5	12.8	20	3.3
Lab040	5	5.8	-	0	-	-	-	20	-	5.8	4.7	39	0.3	6.4	31.7	20	0.2
Lab043	5	4.5	-	0	-	-	-	20	-	4.5	4.9	84	0.3	6.1	21.1	20	1.8
Total	-	-	5.1	46	0.3	5.9	-	-	-	-	5.3	1146	0.4	7.5	-	-	-

Bias (%) = [(| Mean - Target |) / Target] x 100%

TE : Total Error(%) = Bias (%) + 2 × CV (%)

σ (Sigma) = [TEa% - Bias (%)] / CV (%)

Month : 2020 01 Change

Cumulative : from 2016 02 01 to 2020 01 31 Change

[TOP](#)

Reagent Kit	Reagent Code
Medicon	5