

QC Chart of Internal Quality Control (IQC)for G6PD Quantitative Test

Select LotNo : AE0909N (2016-01-01 ~ 2100-12-31) [Change](#)

[Print Table](#)

Lab019

QC Control Lot No.	Control N		Control D	
	AE0909N		AE0909D	
Duration of the Analyzing	Month (2019/10)	CUM (2019/04/17~2019/10/31)	Month (2019/10)	CUM (2019/04/17~2019/10/31)
Runs (N)	4	26	4	26
Mean (U/gHb)	15.6	15.2	5.4	5.4
SD	0.1	0.3	0.1	0.2
CV (%)	0.6	2.0	1.9	3.7
Target Value (U/gHb)	15.3	15.3	5.3	5.3
Total Error (%)	3.2	4.6	5.6	9.3
TEa (%)	20	20	20	20
σ	>6	>6	>6	4.9

Bias (%) = [(| Mean - Target |) / Target] x 100%

TE : Total Error(%) = Bias (%) + 2 x CV (%)

σ (Sigma) = [TEa% - Bias (%)] / CV (%)

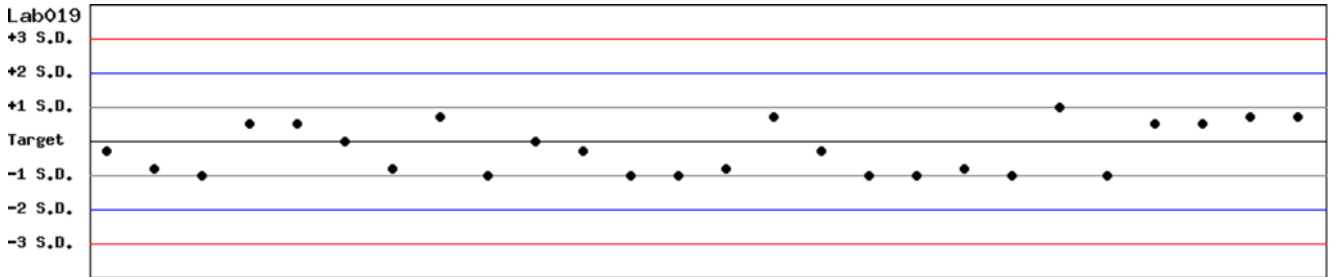
Month : 2019 10 [Change](#) ; Cumulative : from 2019 04 17 to 2019 10 31 [Change](#)

[\[TOP\]](#)

Control N SDI QC Chart

Lot No.: AE0909N ; Duration : 2019-04-17 to 2019-10-31 ; Target : 15.3 ; SD : 0.40

Lab019



Date 04-17 04-24 05-01 05-08 05-15 05-22 05-29 06-05 06-12 06-19 06-26 07-03 07-10 07-17 07-24 07-31 08-07 08-14 09-04 09-11 09-18 09-25 10-02 10-09 10-16 10-23

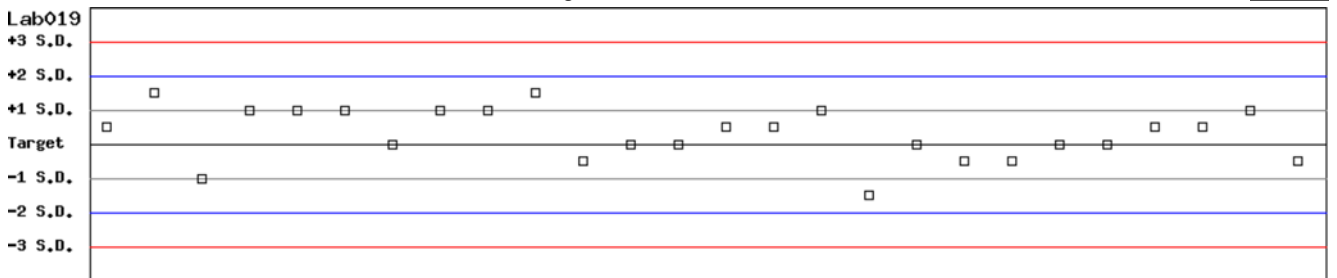
Month : 2019 10 [Change](#) ; Cumulative : from 2019 04 17 to 2019 10 31 [Change](#)

[\[TOP\]](#)

Control D SDI QC Chart

Lot No.: AE0909D ; Duration : 2019-04-17 to 2019-10-31 ; Target : 5.3 ; SD : 0.20

Lab019



Date 04-17 04-24 05-01 05-08 05-15 05-22 05-29 06-05 06-12 06-19 06-26 07-03 07-10 07-17 07-24 07-31 08-07 08-14 09-04 09-11 09-18 09-25 10-02 10-09 10-16 10-23

Month : 2019 10 [Change](#) ; Cumulative : from 2019 04 17 to 2019 10 31 [Change](#)

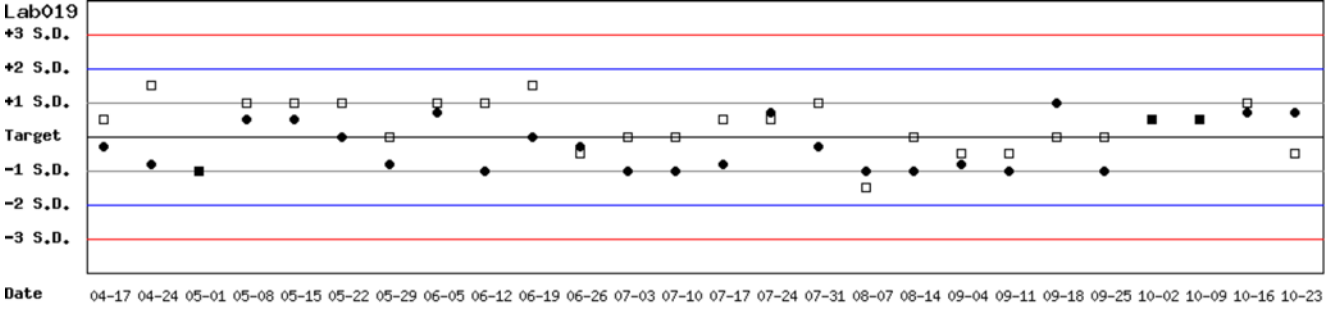
[\[TOP\]](#)

Control N and Control D SDI QC Chart

Lot No.: AE0909N ; Duration : 2019-04-17 to 2019-10-31 ; Target : 15.3 ; SD : 0.40 (●)

Lot No.: AE0909D ; Duration : 2019-04-17 to 2019-10-31 ; Target : 5.3 ; SD : 0.20 (□)

Lab019



Month : 2019 | 10 | ; Cumulative : from 2019 | 04 | 17 to 2019 | 10 | 31 |

[\[TOP\]](#)

Peer Group Statistics (Table 1)

Select LotNo : AE0909N (2016-01-01 ~ 2100-12-31) ▼ Change

Select Reagent Kit : 5 - Medicon ▼ Change

Print Table 1

Monthly

Month : 2019 ▼ 10 ▼ Change

UnitID	Reagent Kit (Code)	Control N (Lot No.: AE0909N)								Control D (Lot No.: AE0909D)							
		Target (U/gHb)	Mean (U/gHb)	n for Mean	SD	CV (%)	TE (%)	TEa (%)	σ	Target (U/gHb)	Mean (U/gHb)	n for Mean	SD	CV (%)	TE (%)	TEa (%)	σ
Lab018	5	14.2	14.0	9	0.3	2.1	5.7	20	>6	5.5	5.2	9	0.2	3.8	13.1	20	3.8
Lab019	5	15.3	15.6	4	0.1	0.6	3.2	20	>6	5.3	5.4	4	0.1	1.9	5.6	20	>6
Lab026	5	15.9	12.7	25	0.3	2.4	24.9	20	-0.1	5.8	5.0	25	0.1	2.0	17.8	20	3.1
Lab028	5	14.4	14.7	13	0.6	4.1	10.2	20	4.4	5.8	5.5	13	0.2	3.6	12.4	20	4.1
Lab034	5	14.4	15.4	4	0.6	3.9	14.7	20	3.3	5.8	4.8	4	0.3	6.3	29.7	20	0.4
Total	-	-	13.8	55	1.2	8.7	-	-	-	-	5.2	55	0.3	5.8	-	-	-

Bias (%) = [(| Mean - Target |) / Target] x 100%

TE : Total Error(%) = Bias (%) + 2 × CV (%)

σ (Sigma) = [TEa% - Bias (%)] / CV (%)

[TOP](#)

Cumulative

Cumulative : from 2016 ▼ 02 ▼ 01 ▼ to 2019 ▼ 10 ▼ 31 ▼ Change

UnitID	Reagent Kit (Code)	Control N (Lot No.: AE0909N)								Control D (Lot No.: AE0909D)							
		Target (U/gHb)	Mean (U/gHb)	n for Mean	SD	CV (%)	TE (%)	TEa (%)	σ	Target (U/gHb)	Mean (U/gHb)	n for Mean	SD	CV (%)	TE (%)	TEa (%)	σ
Lab018	5	14.2	15.0	128	1.2	8.0	21.6	20	1.8	5.5	5.5	128	0.3	5.5	10.9	20	3.6
Lab019	5	15.3	15.2	89	0.3	2.0	4.6	20	>6	5.3	5.3	89	0.1	1.9	3.8	20	>6
Lab020	5	14.4	15.2	28	0.5	3.3	12.1	20	4.4	5.8	5.3	28	0.3	5.7	19.9	20	2.0
Lab026	5	15.9	13.9	254	1.4	10.1	32.7	20	0.7	5.8	5.1	254	0.4	7.8	27.8	20	1.0
Lab027	5	15.5	15.5	107	1.3	8.4	16.8	20	2.4	5.4	5.6	107	0.5	8.9	21.6	20	1.8
Lab028	5	14.4	14.6	96	0.7	4.8	11.0	20	3.9	5.8	5.6	96	0.3	5.4	14.2	20	3.1
Lab032	5	15.3	15.9	38	0.9	5.7	15.2	20	2.8	5.2	5.7	38	0.3	5.3	20.1	20	2.0
Lab033	5	14.4	14.9	49	0.6	4.0	11.5	20	4.1	5.8	5.2	49	0.2	3.8	18.0	20	2.5
Lab034	5	14.4	14.4	67	0.8	5.6	11.1	20	3.6	5.8	5.1	67	0.3	5.9	23.8	20	1.3
Lab037	5	14.9	15.2	30	0.8	5.3	12.5	20	3.4	5.4	5.5	30	0.3	5.5	12.8	20	3.3
Lab040	5	14.4	13.3	39	0.7	5.3	18.2	20	2.3	5.8	4.7	39	0.3	6.4	31.7	20	0.2
Lab043	5	11.5	13.1	77	0.9	6.9	27.7	20	0.9	4.5	4.9	77	0.3	6.1	21.1	20	1.8
Total	-	-	14.5	1002	1.3	9.0	-	-	-	-	5.3	1002	0.4	7.5	-	-	-

Bias (%) = [(| Mean - Target |) / Target] x 100%

TE : Total Error(%) = Bias (%) + 2 × CV (%)

σ (Sigma) = [TEa% - Bias (%)] / CV (%)

[TOP](#)

Reagent Kit	Reagent Code
Medicon	5

Peer Group Statistics (Table 2)

Select LotNo : AE0909N (2016-01-01 ~ 2100-12-31) Change

Select Reagent Kit : 5 - Medicon Change

Print Table 2

Control N Month vs. Cumulative

		Control N (Lot No.: AE0909N)															
		Month (2019/10)								CUM (2016/02/01~2019/10/31)							
UnitID	Reagent Kit (Code)	Target (U/gHb)	Mean (U/gHb)	n for Mean	SD	CV (%)	TE (%)	TEa (%)	σ	Target (U/gHb)	Mean (U/gHb)	n for Mean	SD	CV (%)	TE (%)	TEa (%)	σ
Lab018	5	14.2	14.0	9	0.3	2.1	5.7	20	>6	14.2	15.0	128	1.2	8.0	21.6	20	1.8
Lab019	5	15.3	15.6	4	0.1	0.6	3.2	20	>6	15.3	15.2	89	0.3	2.0	4.6	20	>6
Lab020	5	14.4	-	0	-	-	-	20	-	14.4	15.2	28	0.5	3.3	12.1	20	4.4
Lab026	5	15.9	12.7	25	0.3	2.4	24.9	20	-0.1	15.9	13.9	254	1.4	10.1	32.7	20	0.7
Lab027	5	15.5	-	0	-	-	-	20	-	15.5	15.5	107	1.3	8.4	16.8	20	2.4
Lab028	5	14.4	14.7	13	0.6	4.1	10.2	20	4.4	14.4	14.6	96	0.7	4.8	11.0	20	3.9
Lab032	5	15.3	-	0	-	-	-	20	-	15.3	15.9	38	0.9	5.7	15.2	20	2.8
Lab033	5	14.4	-	0	-	-	-	20	-	14.4	14.9	49	0.6	4.0	11.5	20	4.1
Lab034	5	14.4	15.4	4	0.6	3.9	14.7	20	3.3	14.4	14.4	67	0.8	5.6	11.1	20	3.6
Lab037	5	14.9	-	0	-	-	-	20	-	14.9	15.2	30	0.8	5.3	12.5	20	3.4
Lab040	5	14.4	-	0	-	-	-	20	-	14.4	13.3	39	0.7	5.3	18.2	20	2.3
Lab043	5	11.5	-	0	-	-	-	20	-	11.5	13.1	77	0.9	6.9	27.7	20	0.9
Total	-	-	13.8	55	1.2	8.7	-	-	-	-	14.5	1002	1.3	9.0	-	-	-

Bias (%) = [(| Mean - Target |) / Target] x 100%

TE : Total Error(%) = Bias (%) + 2 × CV (%)

σ (Sigma) = [TEa% - Bias (%)] / CV (%)

Month : 2019 10 Change

Cumulative : from 2016 02 01 to 2019 10 31 Change

[TOP](#)

Control D Month vs. Cumulative

		Control D (Lot No.: AE0909D)															
		Month (2019/10)								CUM (2016/02/01~2019/10/31)							
UnitID	Reagent Kit (Code)	Target (U/gHb)	Mean (U/gHb)	n for Mean	SD	CV (%)	TE (%)	TEa (%)	σ	Target (U/gHb)	Mean (U/gHb)	n for Mean	SD	CV (%)	TE (%)	TEa (%)	σ
Lab018	5	5.5	5.2	9	0.2	3.8	13.1	20	3.8	5.5	5.5	128	0.3	5.5	10.9	20	3.6
Lab019	5	5.3	5.4	4	0.1	1.9	5.6	20	>6	5.3	5.3	89	0.1	1.9	3.8	20	>6
Lab020	5	5.8	-	0	-	-	-	20	-	5.8	5.3	28	0.3	5.7	19.9	20	2.0
Lab026	5	5.8	5.0	25	0.1	2.0	17.8	20	3.1	5.8	5.1	254	0.4	7.8	27.8	20	1.0
Lab027	5	5.4	-	0	-	-	-	20	-	5.4	5.6	107	0.5	8.9	21.6	20	1.8
Lab028	5	5.8	5.5	13	0.2	3.6	12.4	20	4.1	5.8	5.6	96	0.3	5.4	14.2	20	3.1
Lab032	5	5.2	-	0	-	-	-	20	-	5.2	5.7	38	0.3	5.3	20.1	20	2.0
Lab033	5	5.8	-	0	-	-	-	20	-	5.8	5.2	49	0.2	3.8	18.0	20	2.5
Lab034	5	5.8	4.8	4	0.3	6.3	29.7	20	0.4	5.8	5.1	67	0.3	5.9	23.8	20	1.3
Lab037	5	5.4	-	0	-	-	-	20	-	5.4	5.5	30	0.3	5.5	12.8	20	3.3
Lab040	5	5.8	-	0	-	-	-	20	-	5.8	4.7	39	0.3	6.4	31.7	20	0.2
Lab043	5	4.5	-	0	-	-	-	20	-	4.5	4.9	77	0.3	6.1	21.1	20	1.8
Total	-	-	5.2	55	0.3	5.8	-	-	-	-	5.3	1002	0.4	7.5	-	-	-

Bias (%) = [(| Mean - Target |) / Target] x 100%

TE : Total Error(%) = Bias (%) + 2 × CV (%)

σ (Sigma) = [TEa% - Bias (%)] / CV (%)

Month : 2019 10 Change

Cumulative : from 2016 02 01 to 2019 10 31 Change

[TOP](#)

Reagent Kit	Reagent Code
Medicon	5