

QC Chart of Internal Quality Control (IQC) for G6PD Quantitative Test

Select LotNo : AH1220N (2019-01-28 ~ 2100-12-31) [Change](#)

[Print Table](#)

Lab033

	Control N		Control D	
QC Control Lot No.	AH1220N		AH1220D	
Duration of the Analyzing	Month (2019/08)	CUM (2019/02/01~2019/08/31)	Month (2019/08)	CUM (2019/02/01~2019/08/31)
Runs (N)	5	21	5	21
Mean (U/gHb)	12.8	12.5	3.8	3.9
SD	0.3	0.4	0.2	0.1
CV (%)	2.3	3.2	5.3	2.6
Target Value (U/gHb)	12.4	12.4	3.9	3.9
Total Error (%)	7.9	7.2	13.1	5.1
TEa (%)	20	20	20	20
σ	>6	6.0	3.3	>6

Bias (%) = $[(| \text{Mean} - \text{Target} |) / \text{Target}] \times 100\%$
 TE : Total Error(%) = Bias (%) + 2 × CV (%)
 σ (Sigma) = [TEa% - Bias (%)] / CV (%)

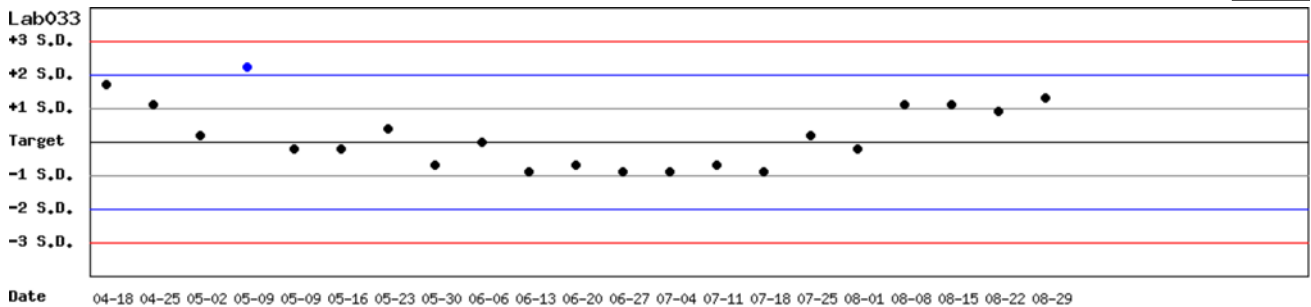
Month : 2019 08 [Change](#) ; Cumulative : from 2019 02 01 to 2019 08 31 [Change](#)

[TOP](#)

Control N SDI QC Chart

Lot No.: AH1220N ; Duration : 2019-02-01 to 2019-08-31 ; Target : 12.4 ; SD : 0.46

Lab033



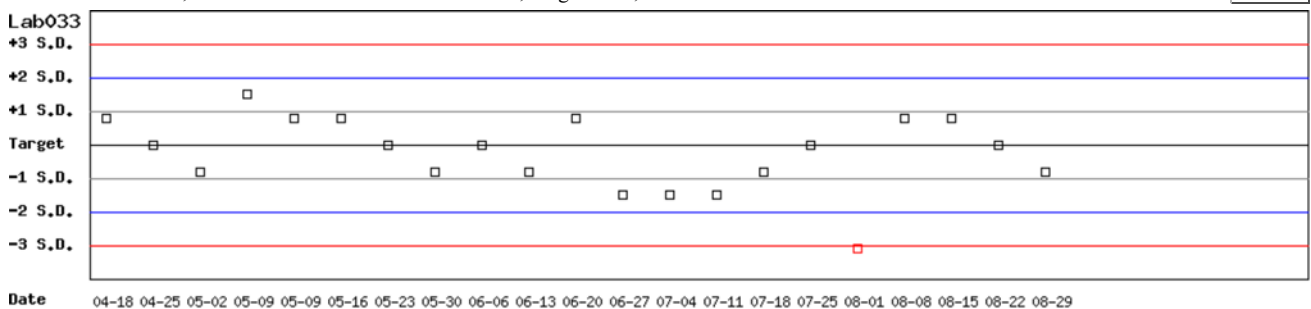
Month : 2019 08 [Change](#) ; Cumulative : from 2019 02 01 to 2019 08 31 [Change](#)

[TOP](#)

Control D SDI QC Chart

Lot No.: AH1220D ; Duration : 2019-02-01 to 2019-08-31 ; Target : 3.9 ; SD : 0.13

Lab033



Month : 2019 08 [Change](#) ; Cumulative : from 2019 02 01 to 2019 08 31 [Change](#)

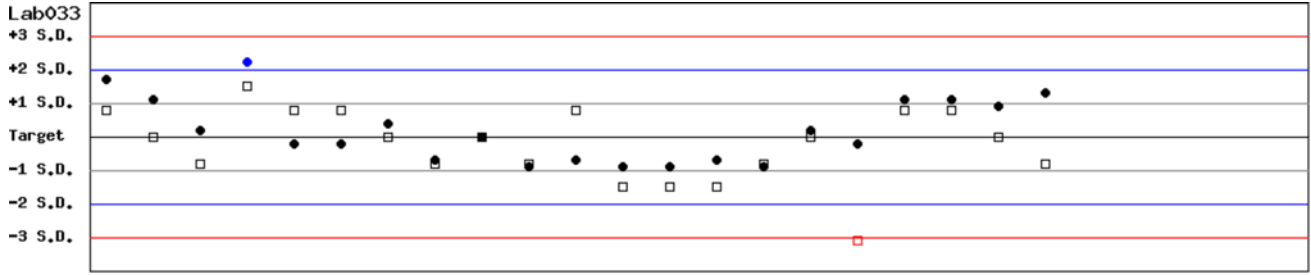
[TOP](#)

Control N and Control D SDI QC Chart

Lot No.: AH1220N ; Duration : 2019-02-01 to 2019-08-31 ; Target : 12.4 ; SD : 0.46 (●)

Lot No.: AH1220D ; Duration : 2019-02-01 to 2019-08-31 ; Target : 3.9 ; SD : 0.13 (□)

Lab033



Date 04-18 04-25 05-02 05-09 05-16 05-23 05-30 06-06 06-13 06-20 06-27 07-04 07-11 07-18 07-25 08-01 08-08 08-15 08-22 08-29

Month : 2019 08 ; Cumulative : from 2019 02 01 to 2019 08 31

[\[TOP\]](#)

Peer Group Statistics (Table 1)

Select LotNo : AH1220N (2019-01-28 ~ 2100-12-31)

Select Reagent Kit : 5 - Medicon

Monthly

Month : 2019 08

		Control N (Lot No.: AH1220N)								Control D (Lot No.: AH1220D)							
UnitID <input type="button" value="↑"/>	Reagent Kit (Code) <input type="button" value="↑"/>	Target (U/gHb)	Mean (U/gHb)	n for Mean	SD	CV (%)	TE (%)	TEa (%)	σ	Target (U/gHb)	Mean (U/gHb)	n for Mean	SD	CV (%)	TE (%)	TEa (%)	σ
Lab020	5	15.9	15.1	4	0.5	3.3	11.7	20	4.5	5.2	4.8	4	0.2	4.2	16.0	20	2.9
Lab022	5	12.4	12.2	5	0.2	1.6	4.9	20	>6	4.1	4.0	5	0.1	2.5	7.4	20	>6
Lab032	5	15.3	14.5	6	0.5	3.4	12.1	20	4.3	5.2	4.4	6	0.2	4.5	24.5	20	1.0
Lab033	5	12.4	12.8	5	0.3	2.3	7.9	20	>6	3.9	3.8	5	0.2	5.3	13.1	20	3.3
Total	-	-	13.6	20	1.2	8.8	-	-	-	-	4.2	20	0.4	9.5	-	-	-

Bias (%) = [(| Mean - Target |) / Target] x 100%

TE : Total Error(%) = Bias (%) + 2 × CV (%)

σ (Sigma) = [TEa% - Bias (%)] / CV (%)

[\[TOP\]](#)

Cumulative

Cumulative : from 2019 02 01 to 2019 08 31

		Control N (Lot No.: AH1220N)								Control D (Lot No.: AH1220D)							
UnitID <input type="button" value="↑"/>	Reagent Kit (Code) <input type="button" value="↑"/>	Target (U/gHb)	Mean (U/gHb)	n for Mean	SD	CV (%)	TE (%)	TEa (%)	σ	Target (U/gHb)	Mean (U/gHb)	n for Mean	SD	CV (%)	TE (%)	TEa (%)	σ
Lab020	5	15.9	15.2	10	0.6	3.9	12.3	20	4.0	5.2	4.6	10	0.2	4.3	20.2	20	2.0
Lab022	5	12.4	12.4	17	0.3	2.4	4.8	20	>6	4.1	4.0	17	0.1	2.5	7.4	20	>6
Lab032	5	15.3	14.3	19	0.6	4.2	14.9	20	3.2	5.2	4.6	19	0.6	13.0	37.6	20	0.7
Lab033	5	12.4	12.5	21	0.4	3.2	7.2	20	6.0	3.9	3.9	21	0.1	2.6	5.1	20	>6
Total	-	-	13.4	67	1.2	9.0	-	-	-	-	4.2	67	0.5	11.9	-	-	-

Bias (%) = [(| Mean - Target |) / Target] x 100%

TE : Total Error(%) = Bias (%) + 2 × CV (%)

σ (Sigma) = [TEa% - Bias (%)] / CV (%)

[\[TOP\]](#)

Reagent Kit	Reagent Code
Medicon	5

Peer Group Statistics (Table 2)

Select LotNo : AH1220N (2019-01-28 ~ 2100-12-31) ▼ Change

Select Reagent Kit : 5 - Medicon ▼ Change

Print Table 2

Control N Month vs. Cumulative

		Control N (Lot No.: AH1220N)															
		Month (2019/08)								CUM (2019/02/01~2019/08/31)							
UnitID ↑	Reagent Kit (Code) ↑	Target (U/gHb)	Mean (U/gHb)	n for Mean	SD	CV (%)	TE (%)	TEa (%)	σ	Target (U/gHb)	Mean (U/gHb)	n for Mean	SD	CV (%)	TE (%)	TEa (%)	σ
Lab020	5	15.9	15.1	4	0.5	3.3	11.7	20	4.5	15.9	15.2	10	0.6	3.9	12.3	20	4.0
Lab022	5	12.4	12.2	5	0.2	1.6	4.9	20	>6	12.4	12.4	17	0.3	2.4	4.8	20	>6
Lab032	5	15.3	14.5	6	0.5	3.4	12.1	20	4.3	15.3	14.3	19	0.6	4.2	14.9	20	3.2
Lab033	5	12.4	12.8	5	0.3	2.3	7.9	20	>6	12.4	12.5	21	0.4	3.2	7.2	20	6.0
Total	-	-	13.6	20	1.2	8.8	-	-	-	-	13.4	67	1.2	9.0	-	-	-

Bias (%) = [(| Mean - Target |) / Target] x 100%

TE : Total Error(%) = Bias (%) + 2 × CV (%)

σ (Sigma) = [TEa% - Bias (%)] / CV (%)

Month : 2019 ▼ 08 ▼ Change Cumulative : from 2019 ▼ 02 ▼ 01 ▼ to 2019 ▼ 08 ▼ 31 ▼ Change

[TOP](#)

Control D Month vs. Cumulative

		Control D (Lot No.: AH1220D)															
		Month (2019/08)								CUM (2019/02/01~2019/08/31)							
UnitID ↑	Reagent Kit (Code) ↑	Target (U/gHb)	Mean (U/gHb)	n for Mean	SD	CV (%)	TE (%)	TEa (%)	σ	Target (U/gHb)	Mean (U/gHb)	n for Mean	SD	CV (%)	TE (%)	TEa (%)	σ
Lab020	5	5.2	4.8	4	0.2	4.2	16.0	20	2.9	5.2	4.6	10	0.2	4.3	20.2	20	2.0
Lab022	5	4.1	4.0	5	0.1	2.5	7.4	20	>6	4.1	4.0	17	0.1	2.5	7.4	20	>6
Lab032	5	5.2	4.4	6	0.2	4.5	24.5	20	1.0	5.2	4.6	19	0.6	13.0	37.6	20	0.7
Lab033	5	3.9	3.8	5	0.2	5.3	13.1	20	3.3	3.9	3.9	21	0.1	2.6	5.1	20	>6
Total	-	-	4.2	20	0.4	9.5	-	-	-	-	4.2	67	0.5	11.9	-	-	-

Bias (%) = [(| Mean - Target |) / Target] x 100%

TE : Total Error(%) = Bias (%) + 2 × CV (%)

σ (Sigma) = [TEa% - Bias (%)] / CV (%)

Month : 2019 ▼ 08 ▼ Change Cumulative : from 2019 ▼ 02 ▼ 01 ▼ to 2019 ▼ 08 ▼ 31 ▼ Change

[TOP](#)

Reagent Kit	Reagent Code
Medicon	5