

# QC Chart of Internal Quality Control (IQC)for G6PD Quantitative Test

Select LotNo : AH1220N (2019-01-28 ~ 2100-12-31) [Change](#)

[Print Table](#)

## Lab033

QC Control Lot No.	Control N		Control D	
	AH1220N		AH1220D	
Duration of the Analyzing	Month (2019/04)	CUM (2019/02/01~2019/04/30)	Month (2019/04)	CUM (2019/02/01~2019/04/30)
Runs (N)	2	2	2	2
Mean (U/gHb)	13.1	13.1	4.0	4.0
SD	-	-	-	-
CV (%)	-	-	-	-
Target Value (U/gHb)	15.3	15.3	5.2	5.2
Total Error (%)	-	-	-	-
TEa (%)	20	20	20	20
$\sigma$	-	-	-	-

Bias (%) = [ ( | Mean - Target | ) / Target ] x 100%

TE : Total Error(%) = Bias (%) + 2 x CV (%)

$\sigma$  (Sigma) = [TEa% - Bias (%) ] / CV (%)


Month : 2019 04 [Change](#) ; Cumulative : from 2019 02 01 to 2019 04 30 [Change](#)

[TOP](#)

## Control N SDI QC Chart

Lot No.: AH1220N ; Duration : 2019-02-01 to 2019-04-30 ; Target : 15.3 ; SD : 0.8

Lab033



Date 04-18 04-25


Month : 2019 04 [Change](#) ; Cumulative : from 2019 02 01 to 2019 04 30 [Change](#)

[TOP](#)

## Control D SDI QC Chart

Lot No.: AH1220D ; Duration : 2019-02-01 to 2019-04-30 ; Target : 5.2 ; SD : 0.4

Lab033



Date 04-18 04-25

Month : 2019 04 [Change](#) ; Cumulative : from 2019 02 01 to 2019 04 30 [Change](#)


[TOP](#)

**Control N and Control D SDI  
QC Chart**

Lot No.: AH1220N ; Duration : 2019-02-01 to 2019-04-30 ; Target : 15.3 ; SD : 0.8 ( ● )

Lot No.: AH1220D ; Duration : 2019-02-01 to 2019-04-30 ; Target : 5.2 ; SD : 0.4 ( □ )

Lab033



Month : 2019 | 04 |  ; Cumulative : from 2019 | 02 | 01 to 2019 | 04 | 30 |

[\[TOP\]](#)

# Peer Group Statistics (Table 1)

Select LotNo : AH1220N (2019-01-28 ~ 2100-12-31)

Select Reagent Kit : 5 - Medicon

## Monthly

Month : 2019  04

		Control N (Lot No.: AH1220N)								Control D (Lot No.: AH1220D)							
UnitID <input type="button" value="↑"/>	Reagent Kit (Code) <input type="button" value="↑"/>	Target (U/gHb)	Mean (U/gHb)	n for Mean	SD	CV (%)	TE (%)	TEa (%)	σ	Target (U/gHb)	Mean (U/gHb)	n for Mean	SD	CV (%)	TE (%)	TEa (%)	σ
<a href="#">Lab033</a>	5	15.3	13.1	2	-	-	-	20	-	5.2	4.0	2	-	-	-	20	-
Total	-	-	13.1	2	-	-	-	-	-	-	4.0	2	-	-	-	-	-

Bias (%) = [ ( | Mean - Target | ) / Target ] x 100%

TE : Total Error(%) = Bias (%) + 2 × CV (%)

σ (Sigma) = [TEa% - Bias (%) ] / CV (%)

[TOP](#)

## Cumulative

Cumulative : from 2019  02  01  to 2019  04  30

		Control N (Lot No.: AH1220N)								Control D (Lot No.: AH1220D)							
UnitID <input type="button" value="↑"/>	Reagent Kit (Code) <input type="button" value="↑"/>	Target (U/gHb)	Mean (U/gHb)	n for Mean	SD	CV (%)	TE (%)	TEa (%)	σ	Target (U/gHb)	Mean (U/gHb)	n for Mean	SD	CV (%)	TE (%)	TEa (%)	σ
<a href="#">Lab033</a>	5	15.3	13.1	2	-	-	-	20	-	5.2	4.0	2	-	-	-	20	-
Total	-	-	13.1	2	-	-	-	-	-	-	4.0	2	-	-	-	-	-

Bias (%) = [ ( | Mean - Target | ) / Target ] x 100%

TE : Total Error(%) = Bias (%) + 2 × CV (%)

σ (Sigma) = [TEa% - Bias (%) ] / CV (%)

[TOP](#)

Reagent Kit	Reagent Code
Medicon	5

## Peer Group Statistics (Table 2)

Select LotNo : AH1220N (2019-01-28 ~ 2100-12-31) ▼ Change

Select Reagent Kit : 5 - Medicon ▼ Change

Print Table 2

### Control N Month vs. Cumulative

		Control N (Lot No.: AH1220N)															
		Month (2019/04)								CUM (2019/02/01~2019/04/30)							
UnitID ↑	Reagent Kit (Code) ↑	Target (U/gHb)	Mean (U/gHb)	n for Mean	SD	CV (%)	TE (%)	TEa (%)	σ	Target (U/gHb)	Mean (U/gHb)	n for Mean	SD	CV (%)	TE (%)	TEa (%)	σ
<a href="#">Lab033</a>	5	15.3	13.1	2	-	-	-	20	-	15.3	13.1	2	-	-	-	20	-
Total	-	-	13.1	2	-	-	-	-	-	-	13.1	2	-	-	-	-	-

Bias (%) = [ ( | Mean - Target | ) / Target ] x 100%

TE : Total Error(%) = Bias (%) + 2 × CV (%)

σ (Sigma) = [TEa% - Bias (%) ] / CV (%)

Month : 2019 ▼ 04 ▼ Change Cumulative : from 2019 ▼ 02 ▼ 01 ▼ to 2019 ▼ 04 ▼ 30 ▼ Change

[TOP](#)

### Control D Month vs. Cumulative

		Control D (Lot No.: AH1220D)															
		Month (2019/04)								CUM (2019/02/01~2019/04/30)							
UnitID ↑	Reagent Kit (Code) ↑	Target (U/gHb)	Mean (U/gHb)	n for Mean	SD	CV (%)	TE (%)	TEa (%)	σ	Target (U/gHb)	Mean (U/gHb)	n for Mean	SD	CV (%)	TE (%)	TEa (%)	σ
<a href="#">Lab033</a>	5	5.2	4.0	2	-	-	-	20	-	5.2	4.0	2	-	-	-	20	-
Total	-	-	4.0	2	-	-	-	-	-	-	4.0	2	-	-	-	-	-

Bias (%) = [ ( | Mean - Target | ) / Target ] x 100%

TE : Total Error(%) = Bias (%) + 2 × CV (%)

σ (Sigma) = [TEa% - Bias (%) ] / CV (%)

Month : 2019 ▼ 04 ▼ Change Cumulative : from 2019 ▼ 02 ▼ 01 ▼ to 2019 ▼ 04 ▼ 30 ▼ Change

[TOP](#)

Reagent Kit	Reagent Code
Medicon	5