

G6PD 定量檢驗內部品管統計結果及 SDI 分佈圖

選擇 LotNo : AA1223N (2012-10-01 ~ 2100-12-31) Change

列印圖表

檢驗單位 : **Lab030**

QC Control Lot No.	Control N		Control D	
	Month (2016/09)	CUM (2014/03/19~2016/09/30)	Month (2016/09)	CUM (2014/03/19~2016/09/30)
檢驗期間	Month (2016/09)	CUM (2014/03/19~2016/09/30)	Month (2016/09)	CUM (2014/03/19~2016/09/30)
累計點數 (N)	1	26	1	26
累計平均值 (Mean) U/gHb	14.8	14.7	4.4	4.7
累計標準差 (SD)	-	0.4	-	0.4
累計變異係數 (CV) %	-	2.7	-	8.5
目標值 (Target) U/gHb	15.4	15.4	4.3	4.3
總誤差 (TE) %	-	10.0	-	26.3
可容許總誤差 (TEa) %	20	20	20	20
σ	-	5.7	-	1.3

誤差 (Bias)% = $\{ [| \text{累計平均值 (Mean)} - \text{目標值 (Target)} |] / \text{目標值 (Target)} \} \times 100\%$
 總誤差 (TE, Total Error)% = 誤差 (Bias)% + 2 × 累計變異係數 (CV)
 σ (Sigma) = (TEa% - 誤差 (Bias)%) / 累計變異係數 (CV)

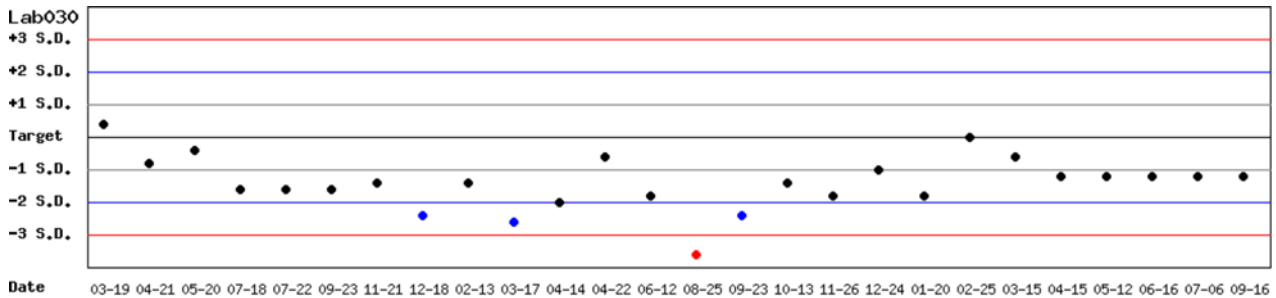
月統計 : 2016 09 Change ; 累計期間 (CUM) : 自 2014 03 19 至 2016 09 30 Change

[TOP](#)

Control N SDI 分佈圖

Lot No.: AA1223N ; 檢驗期間 : 2014-03-19 至 2016-09-30 ; 目標值 (Target) : 15.4 ; 參考標準差 (SD) : 0.5

單位 : Lab030



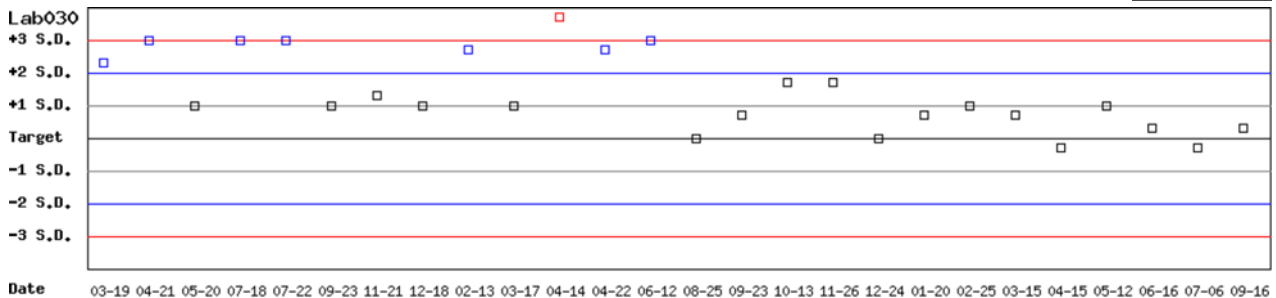
月統計 : 2016 09 Change ; 累計期間 (CUM) : 自 2014 03 19 至 2016 09 30 Change

[TOP](#)

Control D SDI 分佈圖

Lot No.: AA1223D ; 檢驗期間 : 2014-03-19 至 2016-09-30 ; 目標值 (Target) : 4.3 ; 參考標準差 (SD) : 0.3

單位 : Lab030



月統計 : 2016 09 Change ; 累計期間 (CUM) : 自 2014 03 19 至 2016 09 30 Change

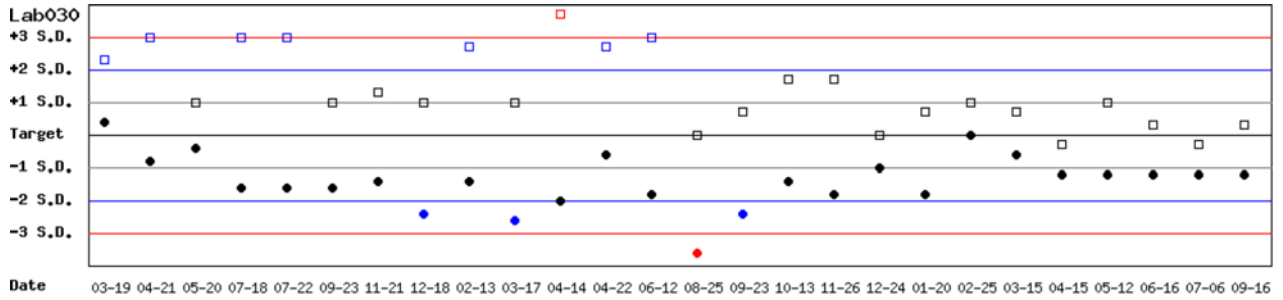
[TOP](#)

Control N 及 Control D SDI 分佈圖

Lot No.: AA1223N; 檢驗期間: 2014-03-19 至 2016-09-30; 目標值 (Target): 15.4; 參考標準差 (SD): 0.5 (●)

Lot No.: AA1223D; 檢驗期間: 2014-03-19 至 2016-09-30; 目標值 (Target): 4.3; 參考標準差 (SD): 0.3 (□)

單位: Lab030



月統計: 2016 | 09 | Change ; 累計期間 (CUM): 自 2014 | 03 | 19 至 2016 | 09 | 30 | Change

[TOP](#)

各檢驗單位 G6PD 定量檢驗 內部品管統計結果 (總表一)

選擇 LotNo : AA1223N (2012-10-01 ~ 2100-12-31)

選擇 Reagent Kit : 1 - Trinity

[列印總表一](#)

月統計表

統計月份 : 2016 09

UnitID <input type="button" value="↑"/>	Reagent Kit (Code) <input type="button" value="↑"/>	Control N (Lot No.: AA1223N)								Control D (Lot No.: AA1223D)							
		Target (U/gHb)	Mean (U/gHb)	n for Mean	SD	CV (%)	TE (%)	TEa (%)	σ	Target (U/gHb)	Mean (U/gHb)	n for Mean	SD	CV (%)	TE (%)	TEa (%)	σ
Lab030	1	15.4	14.8	1	-	-	-	20	-	4.3	4.4	1	-	-	-	20	-
Total	-	-	14.8	1	-	-	-	-	-	-	4.4	1	-	-	-	-	-

誤差 (Bias)% = { [| 累計平均值 (Mean) - 目標值 (Target) |] / 目標值 (Target) } x 100%

總誤差 (TE, Total Error)% = 誤差 (Bias)% + 2 × 累計變異係數 (CV)

σ (Sigma) = (TEa% - 誤差 (Bias)%) / 累計變異係數 (CV)

[TOP](#)

累計統計表

累計期間 : 自 2012 10 01 至 2016 09 30

UnitID <input type="button" value="↑"/>	Reagent Kit (Code) <input type="button" value="↑"/>	Control N (Lot No.: AA1223N)								Control D (Lot No.: AA1223D)							
		Target (U/gHb)	Mean (U/gHb)	n for Mean	SD	CV (%)	TE (%)	TEa (%)	σ	Target (U/gHb)	Mean (U/gHb)	n for Mean	SD	CV (%)	TE (%)	TEa (%)	σ
Lab001	1	15.4	15.1	5	0.2	1.3	4.6	20	>6	4.3	4.4	5	0.1	2.3	6.9	20	>6
Lab002	1	14.6	15.1	71	0.8	5.3	14.0	20	3.1	5.0	4.8	71	0.3	6.3	16.5	20	2.5
Lab003	1	14.6	14.6	255	0.5	3.4	6.8	20	5.9	4.3	4.3	255	0.3	7.0	14.0	20	2.9
Lab004	1	15.1	15.1	50	0.4	2.6	5.3	20	>6	4.4	4.3	50	0.2	4.7	11.6	20	3.8
Lab006	1	15.4	14.6	56	0.7	4.8	14.8	20	3.1	4.3	4.3	56	0.2	4.7	9.3	20	4.3
Lab007	1	14	15.1	153	0.9	6.0	19.8	20	2.0	4.6	4.4	153	0.4	9.1	22.5	20	1.7
Lab008	1	15.0	14.7	123	0.5	3.4	8.8	20	5.3	4.3	4.2	123	0.2	4.8	11.8	20	3.7
Lab010	1	14.4	14.1	73	0.4	2.8	7.8	20	>6	4.3	4.2	73	0.2	4.8	11.8	20	3.7
Lab011	1	15.4	15.2	45	0.9	5.9	13.1	20	3.2	4.3	4.4	45	0.5	11.4	25.1	20	1.6
Lab012	1	14.7	14.7	58	0.4	2.7	5.4	20	>6	4.7	4.5	58	0.2	4.4	13.1	20	3.6
Lab013	1	15.0	15.0	98	0.2	1.3	2.7	20	>6	4.3	4.3	98	0.2	4.7	9.3	20	4.3
Lab014	1	15.4	15.1	103	0.4	2.6	7.2	20	>6	4.3	4.2	103	0.2	4.8	11.8	20	3.7
Lab015	1	15.4	15.3	142	0.8	5.2	11.1	20	3.7	4.3	4.6	142	0.3	6.5	20.0	20	2.0
Lab029	1	15.6	15.5	51	1.0	6.5	13.5	20	3.0	4.6	4.6	51	0.4	8.7	17.4	20	2.3
Lab030	1	15.4	14.8	44	0.5	3.4	10.7	20	4.7	4.3	4.6	44	0.4	8.7	24.4	20	1.5
Total	-	-	14.9	1327	0.7	4.7	-	-	-	-	4.4	1327	0.3	6.8	-	-	-

誤差 (Bias)% = { [| 累計平均值 (Mean) - 目標值 (Target) |] / 目標值 (Target) } x 100%

總誤差 (TE, Total Error)% = 誤差 (Bias)% + 2 × 累計變異係數 (CV)

σ (Sigma) = (TEa% - 誤差 (Bias)%) / 累計變異係數 (CV)

[TOP](#)

Reagent Kit	Reagent Code
Trinity	1

各檢驗單位 G6PD 定量檢驗 內部品管統計結果 (總表二)

選擇 LotNo : AA1223N (2012-10-01 ~ 2100-12-31) Change

選擇 Reagent Kit : 1- Trinity Change

列印總表二

Control N 月統計與累計統計之比較表

		Control N (Lot No.: AA1223N)															
		Month (2016/09)								CUM (2012/10/01~2016/09/30)							
UnitID [↑]	Reagent Kit (Code) [↑]	Target (U/gHb)	Mean (U/gHb)	n for Mean	SD	CV (%)	TE (%)	TEa (%)	σ	Target (U/gHb)	Mean (U/gHb)	n for Mean	SD	CV (%)	TE (%)	TEa (%)	σ
Lab001	1	15.4	-	0	-	-	-	20	-	15.4	15.1	5	0.2	1.3	4.6	20	>6
Lab002	1	14.6	-	0	-	-	-	20	-	14.6	15.1	71	0.8	5.3	14.0	20	3.1
Lab003	1	14.6	-	0	-	-	-	20	-	14.6	14.6	255	0.5	3.4	6.8	20	5.9
Lab004	1	15.1	-	0	-	-	-	20	-	15.1	15.1	50	0.4	2.6	5.3	20	>6
Lab006	1	15.4	-	0	-	-	-	20	-	15.4	14.6	56	0.7	4.8	14.8	20	3.1
Lab007	1	14	-	0	-	-	-	20	-	14	15.1	153	0.9	6.0	19.8	20	2.0
Lab008	1	15.0	-	0	-	-	-	20	-	15.0	14.7	123	0.5	3.4	8.8	20	5.3
Lab010	1	14.4	-	0	-	-	-	20	-	14.4	14.1	73	0.4	2.8	7.8	20	>6
Lab011	1	15.4	-	0	-	-	-	20	-	15.4	15.2	45	0.9	5.9	13.1	20	3.2
Lab012	1	14.7	-	0	-	-	-	20	-	14.7	14.7	58	0.4	2.7	5.4	20	>6
Lab013	1	15.0	-	0	-	-	-	20	-	15.0	15.0	98	0.2	1.3	2.7	20	>6
Lab014	1	15.4	-	0	-	-	-	20	-	15.4	15.1	103	0.4	2.6	7.2	20	>6
Lab015	1	15.4	-	0	-	-	-	20	-	15.4	15.3	142	0.8	5.2	11.1	20	3.7
Lab029	1	15.6	-	0	-	-	-	20	-	15.6	15.5	51	1.0	6.5	13.5	20	3.0
Lab030	1	15.4	14.8	1	-	-	-	20	-	15.4	14.8	44	0.5	3.4	10.7	20	4.7
Total	-	-	14.8	1	-	-	-	-	-	-	14.9	1327	0.7	4.7	-	-	-

誤差 (Bias)% = { [| 累計平均值 (Mean) - 目標值 (Target) |] / 目標值 (Target) } x 100%

總誤差 (TE, Total Error)% = 誤差 (Bias)% + 2 x 累計變異係數 (CV)

σ (Sigma) = (TEa% - 誤差 (Bias)%) / 累計變異係數 (CV)

月統計 : 2016 09 Change

累計期間 (CUM) : 自 2012 10 01 至 2016 09 30 Change

[TOP](#)

Control D 月統計與累計統計之比較表

		Control D (Lot No.: AA1223D)															
		Month (2016/09)								CUM (2012/10/01~2016/09/30)							
UnitID [↑]	Reagent Kit (Code) [↑]	Target (U/gHb)	Mean (U/gHb)	n for Mean	SD	CV (%)	TE (%)	TEa (%)	σ	Target (U/gHb)	Mean (U/gHb)	n for Mean	SD	CV (%)	TE (%)	TEa (%)	σ
Lab001	1	4.3	-	0	-	-	-	20	-	4.3	4.4	5	0.1	2.3	6.9	20	>6
Lab002	1	5.0	-	0	-	-	-	20	-	5.0	4.8	71	0.3	6.3	16.5	20	2.5
Lab003	1	4.3	-	0	-	-	-	20	-	4.3	4.3	255	0.3	7.0	14.0	20	2.9
Lab004	1	4.4	-	0	-	-	-	20	-	4.4	4.3	50	0.2	4.7	11.6	20	3.8
Lab006	1	4.3	-	0	-	-	-	20	-	4.3	4.3	56	0.2	4.7	9.3	20	4.3
Lab007	1	4.6	-	0	-	-	-	20	-	4.6	4.4	153	0.4	9.1	22.5	20	1.7
Lab008	1	4.3	-	0	-	-	-	20	-	4.3	4.2	123	0.2	4.8	11.8	20	3.7
Lab010	1	4.3	-	0	-	-	-	20	-	4.3	4.2	73	0.2	4.8	11.8	20	3.7
Lab011	1	4.3	-	0	-	-	-	20	-	4.3	4.4	45	0.5	11.4	25.1	20	1.6
Lab012	1	4.7	-	0	-	-	-	20	-	4.7	4.5	58	0.2	4.4	13.1	20	3.6
Lab013	1	4.3	-	0	-	-	-	20	-	4.3	4.3	98	0.2	4.7	9.3	20	4.3
Lab014	1	4.3	-	0	-	-	-	20	-	4.3	4.2	103	0.2	4.8	11.8	20	3.7
Lab015	1	4.3	-	0	-	-	-	20	-	4.3	4.6	142	0.3	6.5	20.0	20	2.0
Lab029	1	4.6	-	0	-	-	-	20	-	4.6	4.6	51	0.4	8.7	17.4	20	2.3
Lab030	1	4.3	4.4	1	-	-	-	20	-	4.3	4.6	44	0.4	8.7	24.4	20	1.5
Total	-	-	4.4	1	-	-	-	-	-	-	4.4	1327	0.3	6.8	-	-	-

誤差 (Bias)% = { [| 累計平均值 (Mean) - 目標值 (Target) |] / 目標值 (Target) } x 100%

總誤差 (TE, Total Error)% = 誤差 (Bias)% + 2 x 累計變異係數 (CV)

σ (Sigma) = (TEa% - 誤差 (Bias)%) / 累計變異係數 (CV)

月統計 : 2016 09 Change

累計期間 (CUM) : 自 2012 10 01 至 2016 09 30 Change

[TOP](#)

Reagent Kit	Reagent Code
Trinity	1