Summary Report of IQC program for G6PD Quantitative Test - AMP Group
- August 2016 -

I. The statistic results of all laboratories in this month

G6PD	Control N (Lot No.:AC1203N)	Control D (Lot No.:AC1203D)
Labs	7	7
Received results number (n)	34	34
Median	12.8 (U/gHb)	3.0 (U/gHb)
Mean	12.6 (U/gHb)	3.0 (U/gHb)
SD	1.2	0.3
CV	9.5%	10.0%
Range of G6PD	9.9 ~ 14.4 (U/gHb)	2.4 ~ 3.5 (U/gHb)
Range of Hb	2.3 ~ 2.6 (g/dL)	2.7 ~ 3.1 (g/dL)

*The statistic results are calculated from all labs reported in this month

II. The distribution of G6PD reported for each lab in this survey

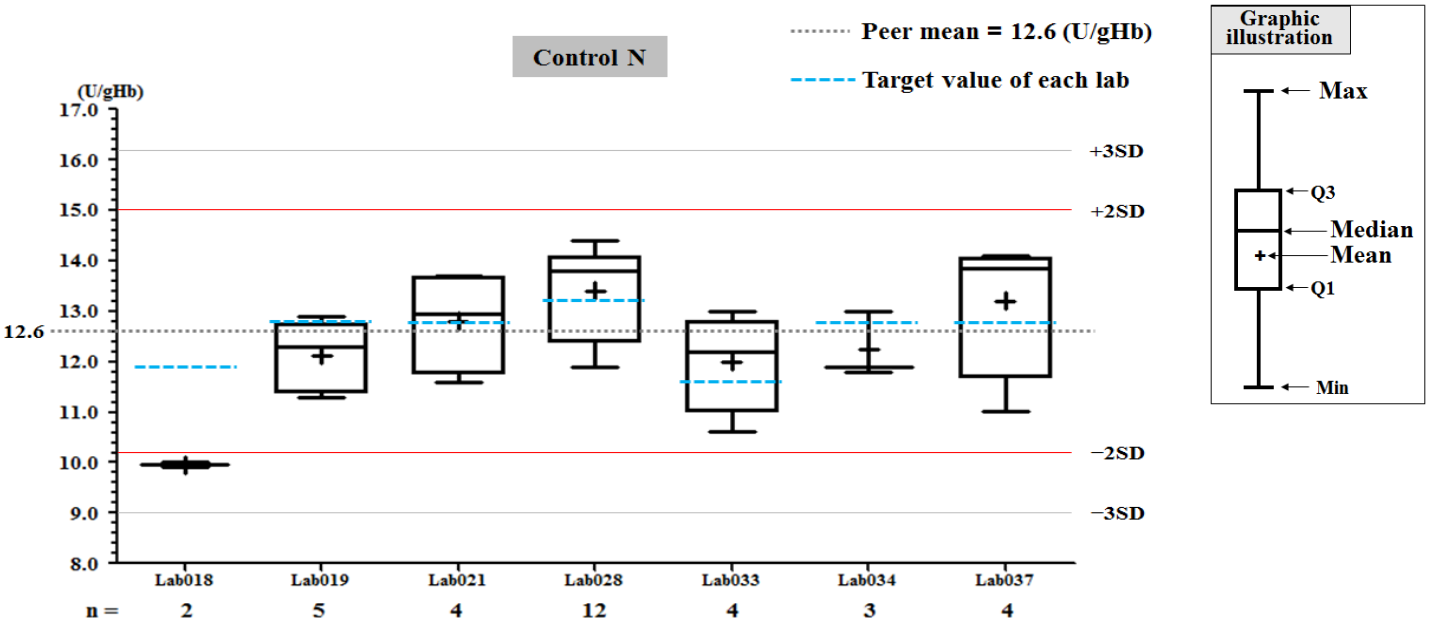

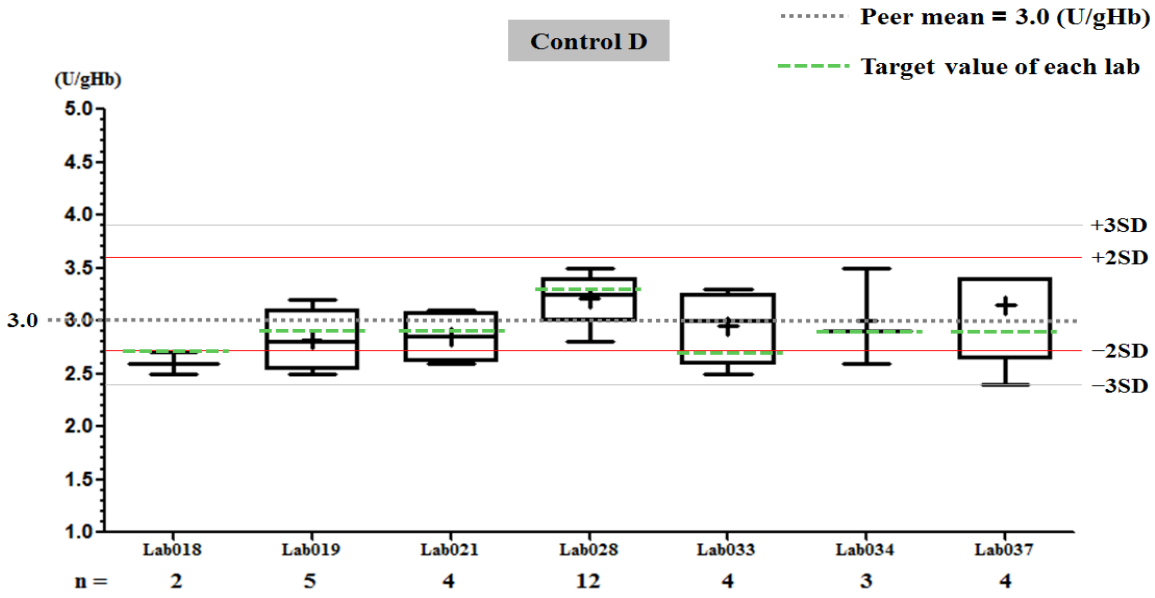

Preventive Medicine Foundation TEL:+886-2-2703-6080 ; FAX:+886-2-2703-6070 ; <g6pd@g6pd.tw> ; <http://iqc.g6pd.tw/>

QC Chart of Internal Quality Control (IQC)for G6PD Quantitative Test

Select LotNo : AC1203N (2014-01-01 ~ 2100-12-31) Change

Print Table

Lab034

	Control N		Control D	
QC Control Lot No.	AC1203N		AC1203D	
Duration of the Analyzing	Month (2016/08)	CUM (2015/12/18~2016/08/31)	Month (2016/08)	CUM (2015/12/18~2016/08/31)
Runs (N)	3	26	3	26
Mean (U/gHb)	12.2	12.2	3.0	2.9
SD	0.7	0.9	0.5	0.3
CV (%)	5.7	7.4	16.7	10.3
Target Value (U/gHb)	12.8	12.8	2.9	2.9
Total Error (%)	16.2	19.4	36.8	20.7
TEa (%)	20	20	20	20
σ	2.7	2.1	1.0	1.9

Bias (%) = [(| Mean - Target |) / Target] x 100%
TE : Total Error(%) = Bias (%) + 2 × CV (%)
σ (Sigma) = [TEa% - Bias (%)] / CV (%)

Month : 2016 08 Change ; Cumulative : from 2015 12 18 to 2016 08 31 Change

[TOP]

Control N SDI QC Chart

Lot No.: AC1203N ; Duration : 2015-12-18 to 2016-08-31 ; Target : 12.8 ; SD : 0.30

Lab034

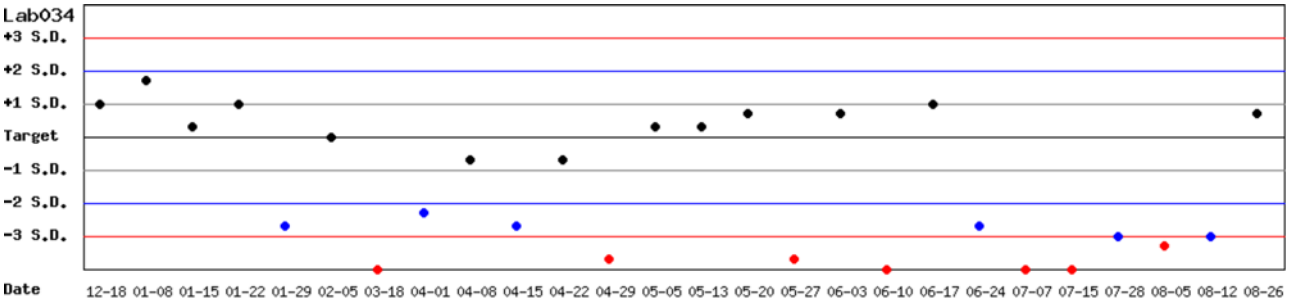

Month : 2016 08 Change ; Cumulative : from 2015 12 18 to 2016 08 31 Change

[TOP]

Control D SDI QC Chart

Lot No.: AC1203D ; Duration : 2015-12-18 to 2016-08-31 ; Target : 2.9 ; SD : 0.10

Lab034

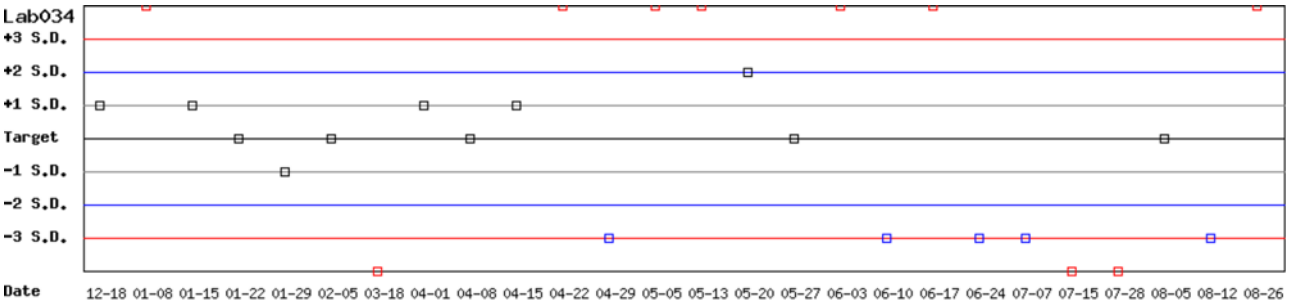

Month : 2016 08 Change ; Cumulative : from 2015 12 18 to 2016 08 31 Change

[TOP]

Control N and **Control D SDI**
QC Chart

Lot No.: AC1203N ; Duration : 2015-12-18 to 2016-08-31 ; Target : 12.8 ; SD : 0.30 (●)

Lot No.: AC1203D ; Duration : 2015-12-18 to 2016-08-31 ; Target : 2.9 ; SD : 0.10 (□)

Lab034

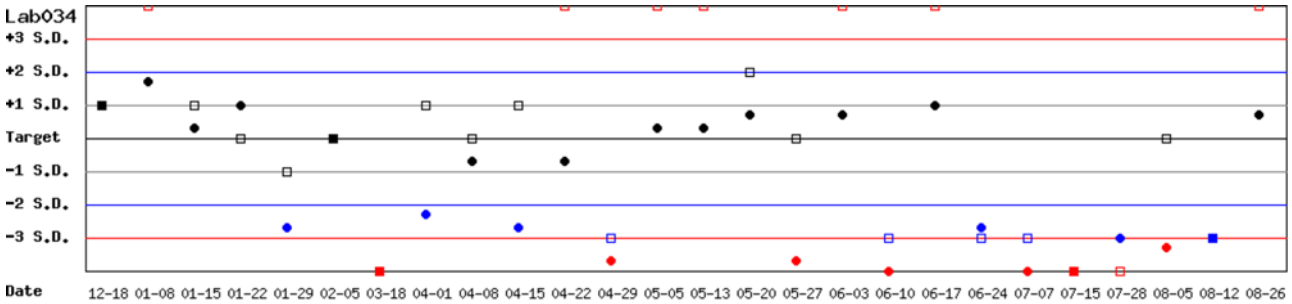

Month : 2016 08 Change ; Cumulative : from 2015 12 18 to 2016 08 31 Change

[TOP]

Peer Group Statistics (Table 1)

Select LotNo：AC1203N (2014-01-01 ~ 2100-12-31) Change

Select Reagent Kit：2 - AMP Change

Print Table 1

Monthly

Month : 2016 08 Change

		Control N (Lot No.: AC1203N)								Control D (Lot No.: AC1203D)							
UnitID	Reagent Kit (Code)	Target (U/gHb)	Mean (U/gHb)	n for Mean	SD	CV (%)	TE (%)	TEa (%)	σ	Target (U/gHb)	Mean (U/gHb)	n for Mean	SD	CV (%)	TE (%)	TEa (%)	σ
Lab018	2	11.9	10.0	2	-	-	-	20	-	2.7	2.6	2	-	-	-	20	-
Lab019	2	12.8	12.1	5	0.7	5.8	17.0	20	2.5	2.9	2.8	5	0.3	10.7	24.9	20	1.5
Lab021	2	12.8	12.8	4	1.0	7.8	15.6	20	2.6	2.9	2.9	4	0.2	6.9	13.8	20	2.9
Lab028	2	13.2	13.4	12	0.9	6.7	14.9	20	2.8	3.2	3.2	12	0.2	6.3	12.5	20	3.2
Lab033	2	11.6	12.0	4	1.0	8.3	20.1	20	2.0	2.7	3.0	4	0.3	10.0	31.1	20	0.9
Lab034	2	12.8	12.2	3	0.7	5.7	16.2	20	2.7	2.9	3.0	3	0.5	16.7	36.8	20	1.0
Lab037	2	12.8	13.2	4	1.5	11.4	25.9	20	1.5	2.9	3.2	4	0.5	15.6	41.6	20	0.6
Total	-	-	12.6	34	1.2	9.5	-	-	-	-	3.0	34	0.3	10.0	-	-	-

Bias (%) = [(| Mean - Target |) / Target] x 100%
TE：Total Error(%) = Bias (%) + 2 × CV (%)
σ (Sigma) = [TEa% - Bias (%)] / CV (%)

[TOP]

Cumulative

Cumulative : from 2014 02 01 to 2016 08 31 Change

		Control N (Lot No.: AC1203N)								Control D (Lot No.: AC1203D)							
UnitID	Reagent Kit (Code)	Target (U/gHb)	Mean (U/gHb)	n for Mean	SD	CV (%)	TE (%)	TEa (%)	σ	Target (U/gHb)	Mean (U/gHb)	n for Mean	SD	CV (%)	TE (%)	TEa (%)	σ
Lab017	2	14.2	13.8	36	1.6	11.6	26.0	20	1.5	3.3	3.9	36	1.4	35.9	90.0	20	0.1
Lab018	2	11.9	10.9	99	1.4	12.8	34.1	20	0.9	2.7	2.6	99	0.9	34.6	72.9	20	0.5
Lab019	2	12.8	12.2	132	1.2	9.8	24.4	20	1.6	2.9	2.8	132	0.4	14.3	32.0	20	1.2
Lab021	2	12.8	13.9	71	0.8	5.8	20.1	20	2.0	2.9	3.3	71	0.3	9.1	32.0	20	0.7
Lab022	2	14.2	11.6	49	1.2	10.3	39.0	20	0.2	3.3	2.9	49	0.4	13.8	39.7	20	0.6
Lab024	2	11.6	11.1	58	1.2	10.8	25.9	20	1.5	2.7	2.7	58	0.3	11.1	22.2	20	1.8
Lab026	2	11.6	11.5	212	1.6	13.9	28.7	36	2.5	2.7	2.8	212	0.5	17.9	39.4	36	1.8
Lab027	2	12.3	11.8	147	1.6	13.6	31.2	20	1.2	2.9	2.7	147	0.5	18.5	43.9	20	0.7
Lab028	2	13.2	13.7	282	1.2	8.8	21.3	20	1.8	3.2	3.3	282	0.5	15.2	33.4	20	1.1
Lab031	2	12.8	10.4	89	1.5	14.4	47.6	20	0.1	2.9	2.5	89	0.5	20.0	53.8	20	0.3
Lab032	2	12.3	11.5	222	1.9	16.5	39.5	20	0.8	2.9	2.7	222	0.5	18.5	43.9	20	0.7
Lab033	2	11.6	12.0	120	1.0	8.3	20.1	20	2.0	2.7	2.9	120	0.3	10.3	28.1	20	1.2
Lab034	2	12.8	12.4	68	0.6	4.8	12.8	20	3.5	2.9	3.0	68	0.2	6.7	16.8	20	2.5
Lab035	2	12.8	12.4	55	0.7	5.6	14.4	20	3.0	2.9	2.8	55	0.3	10.7	24.9	20	1.5
Lab037	2	12.8	12.6	35	1.2	9.5	20.6	20	1.9	2.9	3.0	35	0.4	13.3	30.1	20	1.2
Lab038	2	12.8	12.7	55	1.0	7.9	16.5	20	2.4	2.9	3.1	55	0.5	16.1	39.2	20	0.8
Lab040	2	12.8	11.7	5	0.5	4.3	17.1	20	2.7	2.9	2.5	5	0.1	4.0	21.8	20	1.6
Total	-	-	12.1	1735	1.7	14.0	-	-	-	-	2.9	1735	0.6	20.7	-	-	-

Bias (%) = [(| Mean - Target |) / Target] x 100%
TE：Total Error(%) = Bias (%) + 2 × CV (%)
σ (Sigma) = [TEa% - Bias (%)] / CV (%)

[TOP]

Reagent Kit	Reagent Code
AMP	2

Peer Group Statistics (Table 2)

Select LotNo：AC1203N (2014-01-01 ~ 2100-12-31) Change

Select Reagent Kit：2 - AMP Change

Print Table 2

Control N Month vs. Cumulative

		Control N (Lot No.: AC1203N)															
		Month (2016/08)									CUM (2014/02/01~2016/08/31)						
UnitID	Reagent Kit (Code)	Target (U/gHb)	Mean (U/gHb)	n for Mean	SD	CV (%)	TE (%)	TEa (%)	σ		Target (U/gHb)	Mean (U/gHb)	n for Mean	SD	CV (%)	TE (%)	TEa (%)	σ
Lab017	2	14.2	-	0	-	-	-	20	-		14.2	13.8	36	1.6	11.6	26.0	20	1.5
Lab018	2	11.9	10.0	2	-	-	-	20	-		11.9	10.9	99	1.4	12.8	34.1	20	0.9
Lab019	2	12.8	12.1	5	0.7	5.8	17.0	20	2.5		12.8	12.2	132	1.2	9.8	24.4	20	1.6
Lab021	2	12.8	12.8	4	1.0	7.8	15.6	20	2.6		12.8	13.9	71	0.8	5.8	20.1	20	2.0
Lab022	2	14.2	-	0	-	-	-	20	-		14.2	11.6	49	1.2	10.3	39.0	20	0.2
Lab024	2	11.6	-	0	-	-	-	20	-		11.6	11.1	58	1.2	10.8	25.9	20	1.5
Lab026	2	11.6	-	0	-	-	-	36	-		11.6	11.5	212	1.6	13.9	28.7	36	2.5
Lab027	2	12.3	-	0	-	-	-	20	-		12.3	11.8	147	1.6	13.6	31.2	20	1.2
Lab028	2	13.2	13.4	12	0.9	6.7	14.9	20	2.8		13.2	13.7	282	1.2	8.8	21.3	20	1.8
Lab031	2	12.8	-	0	-	-	-	20	-		12.8	10.4	89	1.5	14.4	47.6	20	0.1
Lab032	2	12.3	-	0	-	-	-	20	-		12.3	11.5	222	1.9	16.5	39.5	20	0.8
Lab033	2	11.6	12.0	4	1.0	8.3	20.1	20	2.0		11.6	12.0	120	1.0	8.3	20.1	20	2.0
Lab034	2	12.8	12.2	3	0.7	5.7	16.2	20	2.7		12.8	12.4	68	0.6	4.8	12.8	20	3.5
Lab035	2	12.8	-	0	-	-	-	20	-		12.8	12.4	55	0.7	5.6	14.4	20	3.0
Lab037	2	12.8	13.2	4	1.5	11.4	25.9	20	1.5		12.8	12.6	35	1.2	9.5	20.6	20	1.9
Lab038	2	12.8	-	0	-	-	-	20	-		12.8	12.7	55	1.0	7.9	16.5	20	2.4
Lab040	2	12.8	-	0	-	-	-	20	-		12.8	11.7	5	0.5	4.3	17.1	20	2.7
Total	-	-	12.6	34	1.2	9.5	-	-	-		-	12.1	1735	1.7	14.0	-	-	-

Bias (%) = [(| Mean - Target |) / Target] x 100%
TE：Total Error(%) = Bias (%) + 2 × CV (%)
σ (Sigma) = [TEa% - Bias (%)] / CV (%)

Month : 2016 08 Change Cumulative : from 2014 02 01 to 2016 08 31 Change

[TOP]

Control D Month vs. Cumulative

		Control D (Lot No.: AC1203D)															
		Month (2016/08)									CUM (2014/02/01~2016/08/31)						
UnitID	Reagent Kit (Code)	Target (U/gHb)	Mean (U/gHb)	n for Mean	SD	CV (%)	TE (%)	TEa (%)	σ		Target (U/gHb)	Mean (U/gHb)	n for Mean	SD	CV (%)	TE (%)	TEa (%)	σ
Lab017	2	3.3	-	0	-	-	-	20	-		3.3	3.9	36	1.4	35.9	90.0	20	0.1
Lab018	2	2.7	2.6	2	-	-	-	20	-		2.7	2.6	99	0.9	34.6	72.9	20	0.5
Lab019	2	2.9	2.8	5	0.3	10.7	24.9	20	1.5		2.9	2.8	132	0.4	14.3	32.0	20	1.2
Lab021	2	2.9	2.9	4	0.2	6.9	13.8	20	2.9		2.9	3.3	71	0.3	9.1	32.0	20	0.7
Lab022	2	3.3	-	0	-	-	-	20	-		3.3	2.9	49	0.4	13.8	39.7	20	0.6
Lab024	2	2.7	-	0	-	-	-	20	-		2.7	2.7	58	0.3	11.1	22.2	20	1.8
Lab026	2	2.7	-	0	-	-	-	36	-		2.7	2.8	212	0.5	17.9	39.4	36	1.8
Lab027	2	2.9	-	0	-	-	-	20	-		2.9	2.7	147	0.5	18.5	43.9	20	0.7
Lab028	2	3.2	3.2	12	0.2	6.3	12.5	20	3.2		3.2	3.3	282	0.5	15.2	33.4	20	1.1
Lab031	2	2.9	-	0	-	-	-	20	-		2.9	2.5	89	0.5	20.0	53.8	20	0.3
Lab032	2	2.9	-	0	-	-	-	20	-		2.9	2.7	222	0.5	18.5	43.9	20	0.7
Lab033	2	2.7	3.0	4	0.3	10.0	31.1	20	0.9		2.7	2.9	120	0.3	10.3	28.1	20	1.2
Lab034	2	2.9	3.0	3	0.5	16.7	36.8	20	1.0		2.9	3.0	68	0.2	6.7	16.8	20	2.5
Lab035	2	2.9	-	0	-	-	-	20	-		2.9	2.8	55	0.3	10.7	24.9	20	1.5
Lab037	2	2.9	3.2	4	0.5	15.6	41.6	20	0.6		2.9	3.0	35	0.4	13.3	30.1	20	1.2
Lab038	2	2.9	-	0	-	-	-	20	-		2.9	3.1	55	0.5	16.1	39.2	20	0.8
Lab040	2	2.9	-	0	-	-	-	20	-		2.9	2.5	5	0.1	4.0	21.8	20	1.6
Total	-	-	3.0	34	0.3	10.0	-	-	-		-	2.9	1735	0.6	20.7	-	-	-

Bias (%) = [(| Mean - Target |) / Target] x 100%
TE：Total Error(%) = Bias (%) + 2 × CV (%)
σ (Sigma) = [TEa% - Bias (%)] / CV (%)

Month : 2016 08 Change Cumulative : from 2014 02 01 to 2016 08 31 Change

[TOP]

Reagent Kit	Reagent Code
AMP	2