

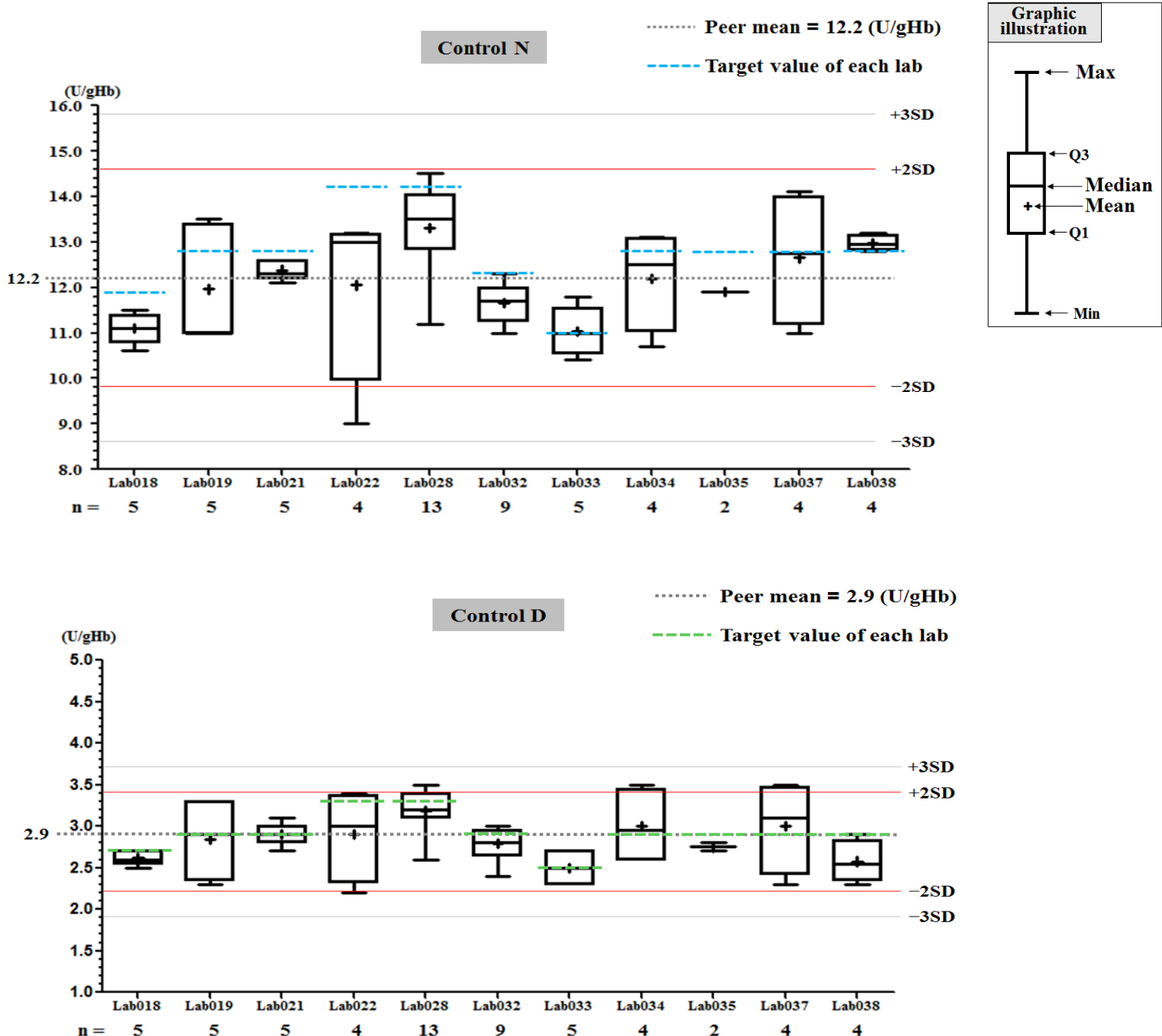
Summary Report of IQC program for G6PD Quantitative Test - AMP Group - June 2016 -

I. The statistic results of all laboratories in this month

G6PD	Control N (Lot No.:AC1203N)	Control D (Lot No.:AC1203D)
Labs	11	11
Received results number (n)	60	60
Median	12.2 (U/gHb)	2.8 (U/gHb)
Mean	12.2 (U/gHb)	2.9 (U/gHb)
SD	1.2	0.4
CV	9.8%	13.8%
Range of G6PD	9.0 ~ 14.5 (U/gHb)	2.2 ~ 3.5 (U/gHb)
Range of Hb	2.2 ~ 3.2 (g/dL)	2.6 ~ 4.1 (g/dL)

*The statistic results are calculated from all labs reported in this month

II. The distribution of G6PD reported for each lab in this survey



QC Chart of Internal Quality Control (IQC)for G6PD Quantitative Test

Select LotNo : AC1203N (2014-01-01 ~ 2100-12-31) Change

[Print Table](#)

Lab035

	Control N		Control D	
QC Control Lot No.	AC1203N		AC1203D	
Duration of the Analyzing	Month (2016/06)	CUM (2015/09/25~2016/06/30)	Month (2016/06)	CUM (2015/09/25~2016/06/30)
Runs (N)	2	26	2	26
Mean (U/gHb)	11.9	12.1	2.8	2.7
SD	-	0.2	-	0.1
CV (%)	-	1.7	-	3.7
Target Value (U/gHb)	12.8	12.8	2.9	2.9
Total Error (%)	-	8.8	-	14.3
TEa (%)	20	20	20	20
σ	-	>6	-	3.5

Bias (%) = [(| Mean - Target |) / Target] x 100%

TE : Total Error(%) = Bias (%) + 2 x CV (%)

σ (Sigma) = [TEa% - Bias (%)] / CV (%)

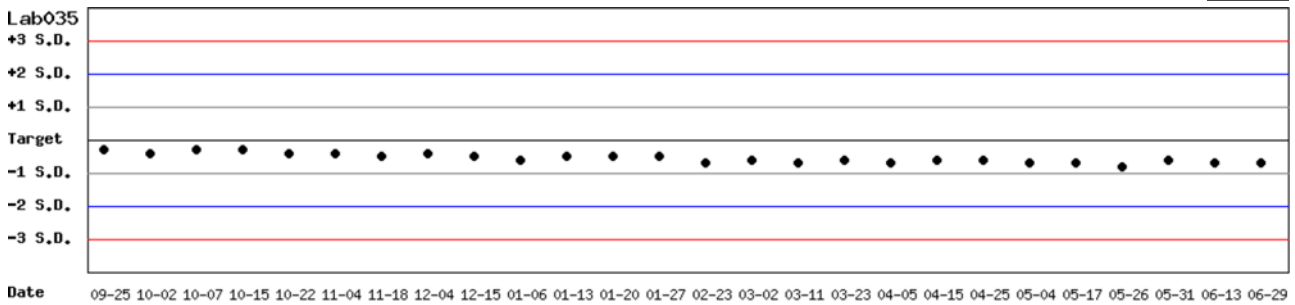
Month : 2016 06 Change ; Cumulative : from 2015 09 25 to 2016 06 30 Change

[TOP](#)

Control N SDI QC Chart

Lot No.: AC1203N ; Duration : 2015-09-25 to 2016-06-30 ; Target : 12.8 ; SD : 1.28

Lab035



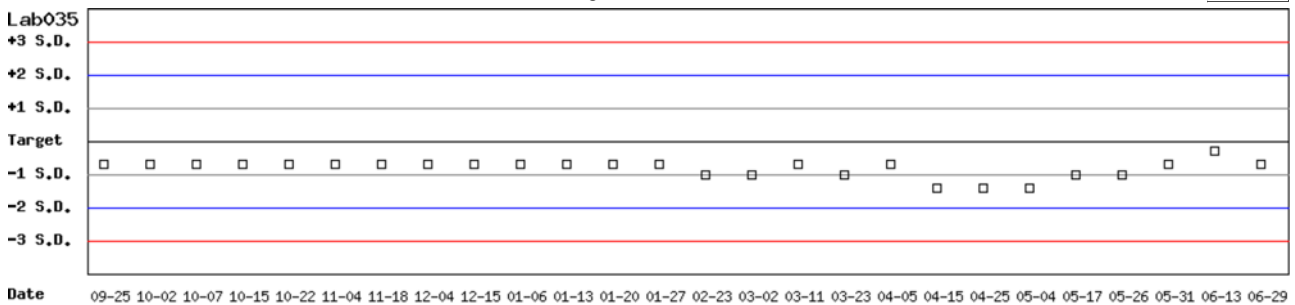
Month : 2016 06 Change ; Cumulative : from 2015 09 25 to 2016 06 30 Change

[TOP](#)

Control D SDI QC Chart

Lot No.: AC1203D ; Duration : 2015-09-25 to 2016-06-30 ; Target : 2.9 ; SD : 0.29

Lab035



Month : 2016 06 Change ; Cumulative : from 2015 09 25 to 2016 06 30 Change

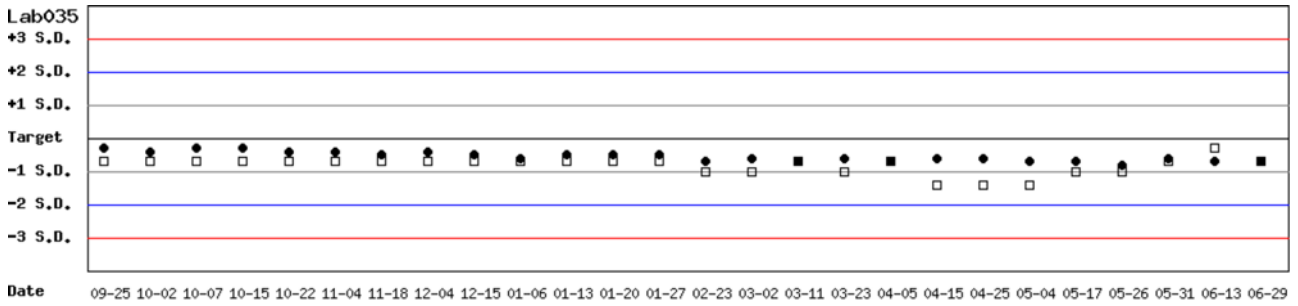
[TOP](#)

Control N and Control D SDI QC Chart

Lot No.: AC1203N ; Duration : 2015-09-25 to 2016-06-30 ; Target : 12.8 ; SD : 1.28 (●)

Lot No.: AC1203D ; Duration : 2015-09-25 to 2016-06-30 ; Target : 2.9 ; SD : 0.29 (□)

Lab035



Month : 2016 | 06 | ; Cumulative : from 2015 | 09 | 25 | to 2016 | 06 | 30 |

[TOP](#)

Peer Group Statistics (Table 1)

Select LotNo :

Select Reagent Kit :

Monthly

Month :

UnitID [↑]	Reagent Kit (Code) [↑]	Control N (Lot No.: AC1203N)								Control D (Lot No.: AC1203D)							
		Target (U/gHb)	Mean (U/gHb)	n for Mean	SD	CV (%)	TE (%)	TEa (%)	σ	Target (U/gHb)	Mean (U/gHb)	n for Mean	SD	CV (%)	TE (%)	TEa (%)	σ
Lab018	2	11.9	11.1	5	0.3	2.7	12.1	20	4.9	2.7	2.6	5	0.1	3.8	11.4	20	4.3
Lab019	2	12.8	12.0	5	1.3	10.8	27.9	20	1.3	2.9	2.8	5	0.5	17.9	39.2	20	0.9
Lab021	2	12.8	12.4	5	0.2	1.6	6.4	20	>6	2.9	2.9	5	0.1	3.4	6.9	20	5.9
Lab022	2	14.2	12.1	4	2.0	16.5	47.8	20	0.3	3.3	2.9	4	0.6	20.7	53.5	20	0.4
Lab028	2	14.2	13.3	13	1.0	7.5	21.4	20	1.8	3.3	3.2	13	0.3	9.4	21.8	20	1.8
Lab032	2	12.3	11.7	9	0.4	3.4	11.7	20	4.4	2.9	2.8	9	0.2	7.1	17.7	20	2.3
Lab033	2	11.0	11.0	5	0.5	4.5	9.1	20	4.4	2.5	2.5	5	0.2	8.0	16.0	20	2.5
Lab034	2	12.8	12.2	4	1.1	9.0	22.7	20	1.7	2.9	3.0	4	0.5	16.7	36.8	20	1.0
Lab035	2	12.8	11.9	2	-	-	-	20	-	2.9	2.8	2	-	-	-	20	-
Lab037	2	12.8	12.7	4	1.5	11.8	24.4	20	1.6	2.9	3.0	4	0.6	20.0	43.4	20	0.8
Lab038	2	12.8	13.0	4	0.2	1.5	4.6	20	>6	2.9	2.6	4	0.3	11.5	33.4	20	0.8
Total	-	-	12.2	60	1.2	9.8	-	-	-	-	2.9	60	0.4	13.8	-	-	-

Bias (%) = [(| Mean - Target |) / Target] x 100%

TE : Total Error(%) = Bias (%) + 2 × CV (%)

σ (Sigma) = [TEa% - Bias (%)] / CV (%)

[TOP](#)

Cumulative

Cumulative : from to

UnitID [↑]	Reagent Kit (Code) [↑]	Control N (Lot No.: AC1203N)								Control D (Lot No.: AC1203D)							
		Target (U/gHb)	Mean (U/gHb)	n for Mean	SD	CV (%)	TE (%)	TEa (%)	σ	Target (U/gHb)	Mean (U/gHb)	n for Mean	SD	CV (%)	TE (%)	TEa (%)	σ
Lab017	2	14.2	13.8	36	1.6	11.6	26.0	20	1.5	3.3	3.9	36	1.4	35.9	90.0	20	0.1
Lab018	2	11.9	10.9	93	1.4	12.8	34.1	20	0.9	2.7	2.6	93	1.0	38.5	80.6	20	0.4
Lab019	2	12.8	12.2	123	1.2	9.8	24.4	20	1.6	2.9	2.8	123	0.4	14.3	32.0	20	1.2
Lab021	2	12.8	14.0	63	0.7	5.0	19.4	20	2.1	2.9	3.4	63	0.2	5.9	29.0	20	0.5
Lab022	2	14.2	11.7	45	1.2	10.3	38.1	20	0.2	3.3	2.9	45	0.4	13.8	39.7	20	0.6
Lab024	2	11.6	11.1	58	1.2	10.8	25.9	20	1.5	2.7	2.7	58	0.3	11.1	22.2	20	1.8
Lab026	2	11.6	11.5	212	1.6	13.9	28.7	36	2.5	2.7	2.8	212	0.5	17.9	39.4	36	1.8
Lab027	2	12.3	11.8	147	1.6	13.6	31.2	20	1.2	2.9	2.7	147	0.5	18.5	43.9	20	0.7
Lab028	2	14.2	13.7	258	1.2	8.8	21.0	20	1.9	3.3	3.3	258	0.5	15.2	30.3	20	1.3
Lab031	2	12.8	10.4	89	1.5	14.4	47.6	20	0.1	2.9	2.5	89	0.5	20.0	53.8	20	0.3
Lab032	2	12.3	11.5	219	1.9	16.5	39.5	20	0.8	2.9	2.7	219	0.5	18.5	43.9	20	0.7
Lab033	2	11.0	12.1	112	1.0	8.3	26.5	20	1.2	2.5	2.9	112	0.3	10.3	36.7	20	0.4
Lab034	2	12.8	12.5	62	0.6	4.8	11.9	20	3.7	2.9	3.0	62	0.2	6.7	16.8	20	2.5
Lab035	2	12.8	12.4	52	0.7	5.6	14.4	20	3.0	2.9	2.8	52	0.3	10.7	24.9	20	1.5
Lab037	2	12.8	12.4	26	1.1	8.9	20.9	20	1.9	2.9	3.0	26	0.3	10.0	23.4	20	1.7
Lab038	2	12.8	12.7	55	1.0	7.9	16.5	20	2.4	2.9	3.1	55	0.5	16.1	39.2	20	0.8
Lab040	2	12.8	11.7	5	0.5	4.3	17.1	20	2.7	2.9	2.5	5	0.1	4.0	21.8	20	1.6
Total	-	-	12.1	1655	1.7	14.0	-	-	-	-	2.9	1655	0.6	20.7	-	-	-

Bias (%) = [(| Mean - Target |) / Target] x 100%

TE : Total Error(%) = Bias (%) + 2 × CV (%)

σ (Sigma) = [TEa% - Bias (%)] / CV (%)

[TOP](#)

Reagent Kit	Reagent Code
AMP	2

Peer Group Statistics (Table 2)

Select LotNo : AC1203N (2014-01-01 ~ 2100-12-31) Change

Select Reagent Kit : 2 - AMP Change

Print Table 2

Control N Month vs. Cumulative

		Control N (Lot No.: AC1203N)															
		Month (2016/06)								CUM (2014/02/01~2016/06/30)							
UnitID <small>↑</small>	Reagent Kit (Code) <small>↑</small>	Target (U/gHb)	Mean (U/gHb)	n for Mean	SD	CV (%)	TE (%)	TEa (%)	σ	Target (U/gHb)	Mean (U/gHb)	n for Mean	SD	CV (%)	TE (%)	TEa (%)	σ
Lab017	2	14.2	-	0	-	-	-	20	-	14.2	13.8	36	1.6	11.6	26.0	20	1.5
Lab018	2	11.9	11.1	5	0.3	2.7	12.1	20	4.9	11.9	10.9	93	1.4	12.8	34.1	20	0.9
Lab019	2	12.8	12.0	5	1.3	10.8	27.9	20	1.3	12.8	12.2	123	1.2	9.8	24.4	20	1.6
Lab021	2	12.8	12.4	5	0.2	1.6	6.4	20	>6	12.8	14.0	63	0.7	5.0	19.4	20	2.1
Lab022	2	14.2	12.1	4	2.0	16.5	47.8	20	0.3	14.2	11.7	45	1.2	10.3	38.1	20	0.2
Lab024	2	11.6	-	0	-	-	-	20	-	11.6	11.1	58	1.2	10.8	25.9	20	1.5
Lab026	2	11.6	-	0	-	-	-	36	-	11.6	11.5	212	1.6	13.9	28.7	36	2.5
Lab027	2	12.3	-	0	-	-	-	20	-	12.3	11.8	147	1.6	13.6	31.2	20	1.2
Lab028	2	14.2	13.3	13	1.0	7.5	21.4	20	1.8	14.2	13.7	258	1.2	8.8	21.0	20	1.9
Lab031	2	12.8	-	0	-	-	-	20	-	12.8	10.4	89	1.5	14.4	47.6	20	0.1
Lab032	2	12.3	11.7	9	0.4	3.4	11.7	20	4.4	12.3	11.5	219	1.9	16.5	39.5	20	0.8
Lab033	2	11.0	11.0	5	0.5	4.5	9.1	20	4.4	11.0	12.1	112	1.0	8.3	26.5	20	1.2
Lab034	2	12.8	12.2	4	1.1	9.0	22.7	20	1.7	12.8	12.5	62	0.6	4.8	11.9	20	3.7
Lab035	2	12.8	11.9	2	-	-	-	20	-	12.8	12.4	52	0.7	5.6	14.4	20	3.0
Lab037	2	12.8	12.7	4	1.5	11.8	24.4	20	1.6	12.8	12.4	26	1.1	8.9	20.9	20	1.9
Lab038	2	12.8	13.0	4	0.2	1.5	4.6	20	>6	12.8	12.7	55	1.0	7.9	16.5	20	2.4
Lab040	2	12.8	-	0	-	-	-	20	-	12.8	11.7	5	0.5	4.3	17.1	20	2.7
Total	-	-	12.2	60	1.2	9.8	-	-	-	-	12.1	1655	1.7	14.0	-	-	-

Bias (%) = [(| Mean - Target |) / Target] x 100%

TE : Total Error(%) = Bias (%) + 2 × CV (%)

σ (Sigma) = [TEa% - Bias (%)] / CV (%)

Month : 2016 06 Change

Cumulative : from 2014 02 01 to 2016 06 30 Change

[TOP](#)

Control D Month vs. Cumulative

		Control D (Lot No.: AC1203D)															
		Month (2016/06)								CUM (2014/02/01~2016/06/30)							
UnitID <small>↑</small>	Reagent Kit (Code) <small>↑</small>	Target (U/gHb)	Mean (U/gHb)	n for Mean	SD	CV (%)	TE (%)	TEa (%)	σ	Target (U/gHb)	Mean (U/gHb)	n for Mean	SD	CV (%)	TE (%)	TEa (%)	σ
Lab017	2	3.3	-	0	-	-	-	20	-	3.3	3.9	36	1.4	35.9	90.0	20	0.1
Lab018	2	2.7	2.6	5	0.1	3.8	11.4	20	4.3	2.7	2.6	93	1.0	38.5	80.6	20	0.4
Lab019	2	2.9	2.8	5	0.5	17.9	39.2	20	0.9	2.9	2.8	123	0.4	14.3	32.0	20	1.2
Lab021	2	2.9	2.9	5	0.1	3.4	6.9	20	5.9	2.9	3.4	63	0.2	5.9	29.0	20	0.5
Lab022	2	3.3	2.9	4	0.6	20.7	53.5	20	0.4	3.3	2.9	45	0.4	13.8	39.7	20	0.6
Lab024	2	2.7	-	0	-	-	-	20	-	2.7	2.7	58	0.3	11.1	22.2	20	1.8
Lab026	2	2.7	-	0	-	-	-	36	-	2.7	2.8	212	0.5	17.9	39.4	36	1.8
Lab027	2	2.9	-	0	-	-	-	20	-	2.9	2.7	147	0.5	18.5	43.9	20	0.7
Lab028	2	3.3	3.2	13	0.3	9.4	21.8	20	1.8	3.3	3.3	258	0.5	15.2	30.3	20	1.3
Lab031	2	2.9	-	0	-	-	-	20	-	2.9	2.5	89	0.5	20.0	53.8	20	0.3
Lab032	2	2.9	2.8	9	0.2	7.1	17.7	20	2.3	2.9	2.7	219	0.5	18.5	43.9	20	0.7
Lab033	2	2.5	2.5	5	0.2	8.0	16.0	20	2.5	2.5	2.9	112	0.3	10.3	36.7	20	0.4
Lab034	2	2.9	3.0	4	0.5	16.7	36.8	20	1.0	2.9	3.0	62	0.2	6.7	16.8	20	2.5
Lab035	2	2.9	2.8	2	-	-	-	20	-	2.9	2.8	52	0.3	10.7	24.9	20	1.5
Lab037	2	2.9	3.0	4	0.6	20.0	43.4	20	0.8	2.9	3.0	26	0.3	10.0	23.4	20	1.7
Lab038	2	2.9	2.6	4	0.3	11.5	33.4	20	0.8	2.9	3.1	55	0.5	16.1	39.2	20	0.8
Lab040	2	2.9	-	0	-	-	-	20	-	2.9	2.5	5	0.1	4.0	21.8	20	1.6
Total	-	-	2.9	60	0.4	13.8	-	-	-	-	2.9	1655	0.6	20.7	-	-	-

Bias (%) = [(| Mean - Target |) / Target] x 100%

TE : Total Error(%) = Bias (%) + 2 × CV (%)

σ (Sigma) = [TEa% - Bias (%)] / CV (%)

Month : 2016 06 Change

Cumulative : from 2014 02 01 to 2016 06 30 Change

[TOP](#)

Reagent Kit	Reagent Code
AMP	2