

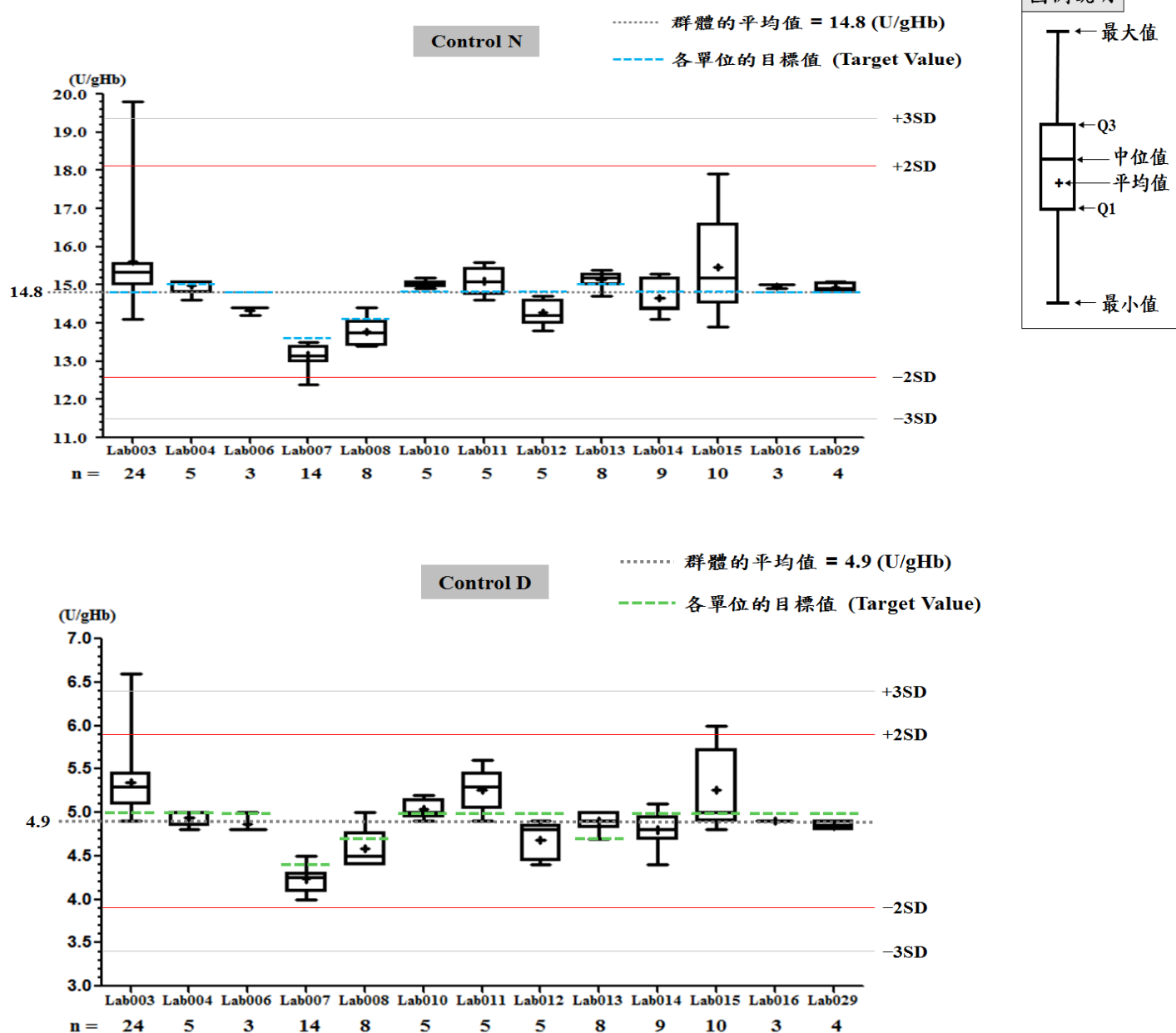
2015年07月G6PD定量檢驗實驗室內部品管計畫報告

一、所有參加單位本月實驗室內部品管結果之彙整

| G6PD | Control N (Lot No.:AD0326N) | Control D (Lot No.:AD0326D) |
|--------------|--------------------------------|--------------------------------|
| 參加單位 | 13 | 13 |
| 總回報數 (n) | 103 | 103 |
| 中位數 (Median) | 14.9 (U/gHb) | 4.9 (U/gHb) |
| 平均值 (Mean) | 14.8 (U/gHb) | 4.9 (U/gHb) |
| 標準差 (SD) | 1.1 | 0.5 |
| 變異係數 (CV) | 7.4% | 10.2% |
| G6PD 檢驗值範圍 | 12.4 ~ 19.8 (U/gHb) | 4.0 ~ 6.6 (U/gHb) |
| Hb 檢驗值範圍 | 1.9 ~ 2.7 (g/dL) | 1.9 ~ 2.6 (g/dL) |

*統計值為該月全體單位回報的所有數據總合計算所得

二、各檢驗單位本月實驗室內部品管結果分佈圖



G6PD 定量檢驗內部品管統計結果及 SDI 分佈圖

選擇 LotNo : AD0326N (2014-04-01 ~ 2100-12-31) [Change](#)

[列印圖表](#)

檢驗單位 : Lab003

| QC Control Lot No. | Control N | | Control D | |
|--------------------|-----------------|-----------------------------|-----------------|-----------------------------|
| | AD0326N | | AD0326D | |
| 檢驗期間 | Month (2015/07) | CUM (2015/06/29~2015/07/31) | Month (2015/07) | CUM (2015/06/29~2015/07/31) |
| 累計點數 (N) | 24 | 26 | 24 | 26 |
| 累計平均值 (Mean) U/gHb | 15.6 | 15.5 | 5.3 | 5.3 |
| 累計標準差 (SD) | 1.2 | 1.2 | 0.4 | 0.4 |
| 累計變異係數 (CV) % | 7.7 | 7.7 | 7.5 | 7.5 |
| 目標值 (Target) U/gHb | 14.8 | 14.8 | 5.0 | 5.0 |
| 總誤差 (TE) % | 20.8 | 20.2 | 21.1 | 21.1 |
| 可容許總誤差 (TEa) % | 20 | 20 | 20 | 20 |
| σ | 1.9 | 2.0 | 1.9 | 1.9 |

誤差 (Bias)% = { [| 累計平均值 (Mean) - 目標值 (Target) |] / 目標值 (Target) } x 100%
 總誤差 (TE, Total Error)% = 誤差 (Bias)% + 2 x 累計變異係數 (CV)
 σ (Sigma) = (TEa% - 誤差 (Bias)%) / 累計變異係數 (CV)

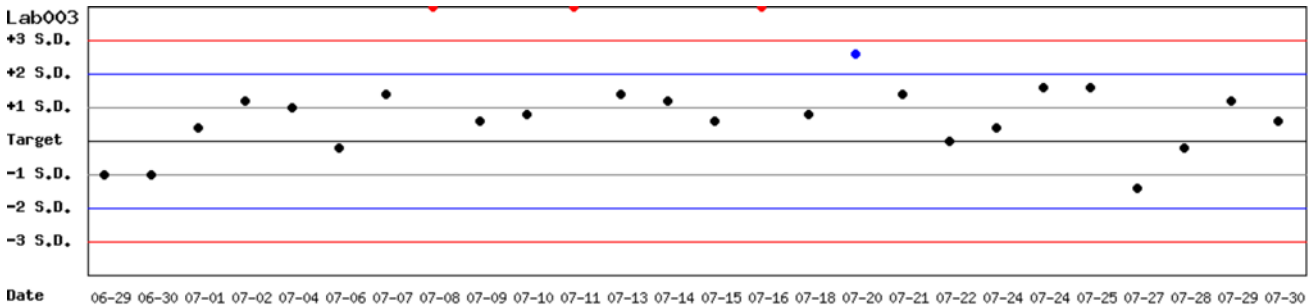
月統計 : 2015 07 [Change](#) ; 累計期間 (CUM) : 自 2015 06 29 至 2015 07 31 [Change](#)

[TOP](#)

Control N SDI 分佈圖

Lot No.: AD0326N ; 檢驗期間 : 2015-06-29 至 2015-07-31 ; 目標值 (Target) : 14.8 ; 參考標準差 (SD) : 0.5

單位 : Lab003



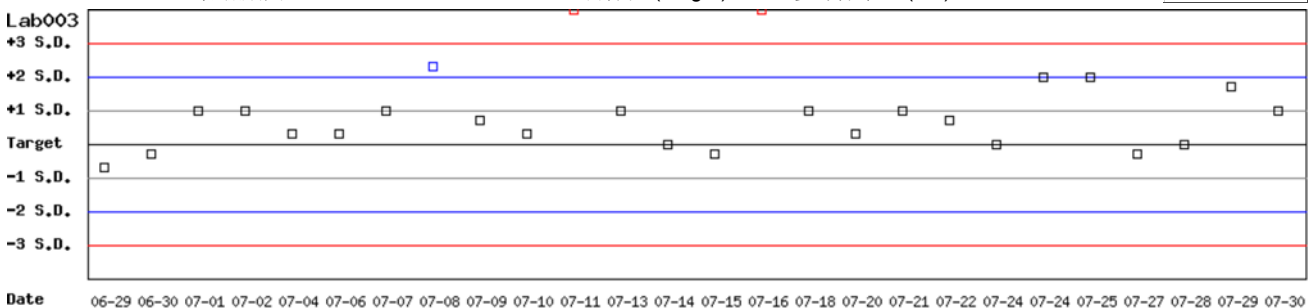
月統計 : 2015 07 [Change](#) ; 累計期間 (CUM) : 自 2015 06 29 至 2015 07 31 [Change](#)

[TOP](#)

Control D SDI 分佈圖

Lot No.: AD0326D ; 檢驗期間 : 2015-06-29 至 2015-07-31 ; 目標值 (Target) : 5.0 ; 參考標準差 (SD) : 0.3

單位 : Lab003



月統計 : 2015 07 [Change](#) ; 累計期間 (CUM) : 自 2015 06 29 至 2015 07 31 [Change](#)

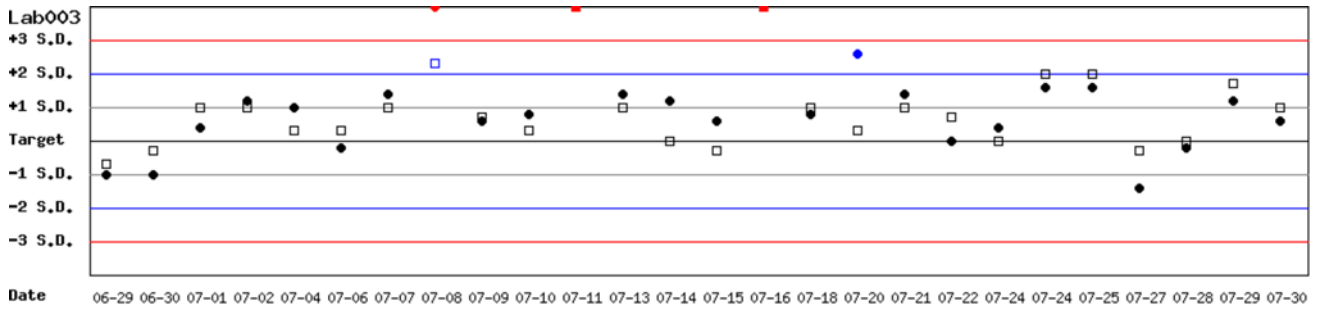
[TOP](#)

Control N 及 Control D SDI 分佈圖

Lot No.: AD0326N ; 檢驗期間 : 2015-06-29 至 2015-07-31 ; 目標值 (Target) : 14.8 ; 參考標準差 (SD) : 0.5 (●)

Lot No.: AD0326D ; 檢驗期間 : 2015-06-29 至 2015-07-31 ; 目標值 (Target) : 5.0 ; 參考標準差 (SD) : 0.3 (□)

單位 : Lab003



月統計 : 2015 07 ; 累計期間 (CUM) : 自 2015 06 29 至 2015 07 31

[\[TOP\]](#)

各檢驗單位 G6PD 定量檢驗 內部品管統計結果 (總表一)

選擇 LotNo : AD0326N (2014-04-01 ~ 2100-12-31) Change

選擇 Reagent Kit : 1 - Trinity Change

列印總表一

月統計表

統計月份 : 2015 07 Change

| UnitID [†] | Reagent Kit (Code) [‡] | Control N (Lot No.: AD0326N) | | | | | | | | | Control D (Lot No.: AD0326D) | | | | | | | |
|------------------------|---------------------------------|------------------------------|--------------|------------|-----|--------|--------|---------|-----|----------------|------------------------------|------------|-----|--------|--------|---------|-----|--|
| | | Target (U/gHb) | Mean (U/gHb) | n for Mean | SD | CV (%) | TE (%) | TEa (%) | σ | Target (U/gHb) | Mean (U/gHb) | n for Mean | SD | CV (%) | TE (%) | TEa (%) | σ | |
| Lab003 | 1 | 14.8 | 15.6 | 24 | 1.2 | 7.7 | 20.8 | 20 | 1.9 | 5.0 | 5.3 | 24 | 0.4 | 7.5 | 21.1 | 20 | 1.9 | |
| Lab004 | 1 | 15.0 | 15.0 | 5 | 0.2 | 1.3 | 2.7 | 20 | >6 | 5.0 | 4.9 | 5 | 0.1 | 2.0 | 6.1 | 20 | >6 | |
| Lab006 | 1 | 14.8 | 14.3 | 3 | 0.1 | 0.7 | 4.8 | 20 | >6 | 5.0 | 4.9 | 3 | 0.1 | 2.0 | 6.1 | 20 | >6 | |
| Lab007 | 1 | 13.6 | 13.2 | 14 | 0.3 | 2.3 | 7.5 | 20 | >6 | 4.4 | 4.2 | 14 | 0.1 | 2.4 | 9.3 | 20 | >6 | |
| Lab008 | 1 | 14.1 | 13.8 | 8 | 0.4 | 2.9 | 7.9 | 20 | >6 | 4.7 | 4.6 | 8 | 0.2 | 4.3 | 10.8 | 20 | 4.2 | |
| Lab010 | 1 | 14.8 | 15.0 | 5 | 0.1 | 0.7 | 2.7 | 20 | >6 | 5.0 | 5.0 | 5 | 0.1 | 2.0 | 4.0 | 20 | >6 | |
| Lab011 | 1 | 14.8 | 15.1 | 5 | 0.4 | 2.6 | 7.3 | 20 | >6 | 5.0 | 5.3 | 5 | 0.3 | 5.7 | 17.3 | 20 | 2.5 | |
| Lab012 | 1 | 14.8 | 14.3 | 5 | 0.3 | 2.1 | 7.6 | 20 | >6 | 5.0 | 4.7 | 5 | 0.2 | 4.3 | 14.5 | 20 | 3.3 | |
| Lab013 | 1 | 15.0 | 15.2 | 8 | 0.2 | 1.3 | 4.0 | 20 | >6 | 4.7 | 4.9 | 8 | 0.1 | 2.0 | 8.3 | 20 | >6 | |
| Lab014 | 1 | 14.8 | 14.7 | 9 | 0.5 | 3.4 | 7.5 | 20 | 5.7 | 5.0 | 4.8 | 9 | 0.2 | 4.2 | 12.3 | 20 | 3.8 | |
| Lab015 | 1 | 14.8 | 15.5 | 10 | 1.3 | 8.4 | 21.5 | 20 | 1.8 | 5.0 | 5.3 | 10 | 0.5 | 9.4 | 24.9 | 20 | 1.5 | |
| Lab016 | 1 | 14.8 | 15.0 | 3 | 0.1 | 0.7 | 2.7 | 20 | >6 | 5.0 | 4.9 | 3 | 0.0 | 0.0 | 2.0 | 20 | >6 | |
| Lab029 | 1 | 14.8 | 14.9 | 4 | 0.2 | 1.3 | 3.4 | 20 | >6 | 5.0 | 4.9 | 4 | 0.1 | 2.0 | 6.1 | 20 | >6 | |
| Total | - | - | 14.8 | 103 | 1.1 | 7.4 | - | - | - | - | 4.9 | 103 | 0.5 | 10.2 | - | - | - | |

誤差 (Bias)% = { [| 累計平均值 (Mean) - 目標值 (Target) |] / 目標值 (Target) } x 100%

總誤差 (TE, Total Error)% = 誤差 (Bias)% + 2 × 累計變異係數 (CV)

σ (Sigma) = (TEa% - 誤差 (Bias)%) / 累計變異係數 (CV)

[TOP](#)

累計統計表

累計期間 : 自 2014 05 01 至 2015 07 31 Change

| UnitID [†] | Reagent Kit (Code) [‡] | Control N (Lot No.: AD0326N) | | | | | | | | | Control D (Lot No.: AD0326D) | | | | | | | |
|------------------------|---------------------------------|------------------------------|--------------|------------|-----|--------|--------|---------|-----|----------------|------------------------------|------------|-----|--------|--------|---------|-----|--|
| | | Target (U/gHb) | Mean (U/gHb) | n for Mean | SD | CV (%) | TE (%) | TEa (%) | σ | Target (U/gHb) | Mean (U/gHb) | n for Mean | SD | CV (%) | TE (%) | TEa (%) | σ | |
| Lab001 | 1 | 14.2 | 14.8 | 1 | - | - | - | 20 | - | 4.6 | 5.0 | 1 | - | - | - | 20 | - | |
| Lab003 | 1 | 14.8 | 14.6 | 355 | 0.8 | 5.5 | 12.3 | 20 | 3.4 | 5.0 | 4.9 | 355 | 0.3 | 6.1 | 14.2 | 20 | 3.0 | |
| Lab004 | 1 | 15.0 | 15.1 | 47 | 0.3 | 2.0 | 4.6 | 20 | >6 | 5.0 | 4.9 | 47 | 0.2 | 4.1 | 10.2 | 20 | 4.4 | |
| Lab006 | 1 | 14.8 | 14.9 | 42 | 0.7 | 4.7 | 10.1 | 20 | 4.1 | 5.0 | 5.0 | 42 | 0.4 | 8.0 | 16.0 | 20 | 2.5 | |
| Lab007 | 1 | 13.6 | 13.6 | 160 | 0.5 | 3.7 | 7.4 | 20 | 5.4 | 4.4 | 4.4 | 160 | 0.2 | 4.5 | 9.1 | 20 | 4.4 | |
| Lab008 | 1 | 14.1 | 14.3 | 67 | 0.6 | 4.2 | 9.8 | 20 | 4.4 | 4.7 | 4.5 | 67 | 0.3 | 6.7 | 17.6 | 20 | 2.3 | |
| Lab010 | 1 | 14.8 | 14.1 | 45 | 0.5 | 3.5 | 11.8 | 20 | 4.4 | 5.0 | 4.8 | 45 | 0.3 | 6.3 | 16.5 | 20 | 2.5 | |
| Lab011 | 1 | 14.8 | 14.9 | 56 | 0.3 | 2.0 | 4.7 | 20 | >6 | 5.0 | 5.1 | 56 | 0.3 | 5.9 | 13.8 | 20 | 3.1 | |
| Lab012 | 1 | 14.8 | 14.5 | 42 | 0.4 | 2.8 | 7.5 | 20 | >6 | 5.0 | 4.8 | 42 | 0.3 | 6.3 | 16.5 | 20 | 2.5 | |
| Lab013 | 1 | 15.0 | 15.0 | 80 | 0.2 | 1.3 | 2.7 | 20 | >6 | 4.7 | 4.7 | 80 | 0.2 | 4.3 | 8.5 | 20 | 4.7 | |
| Lab014 | 1 | 14.8 | 14.8 | 27 | 0.4 | 2.7 | 5.4 | 20 | >6 | 5.0 | 4.7 | 27 | 0.2 | 4.3 | 14.5 | 20 | 3.3 | |
| Lab015 | 1 | 14.8 | 14.8 | 73 | 0.8 | 5.4 | 10.8 | 20 | 3.7 | 5.0 | 5.1 | 73 | 0.3 | 5.9 | 13.8 | 20 | 3.1 | |
| Lab016 | 1 | 14.8 | 14.9 | 24 | 0.1 | 0.7 | 2.0 | 20 | >6 | 5.0 | 4.8 | 24 | 0.2 | 4.2 | 12.3 | 20 | 3.8 | |
| Lab029 | 1 | 14.8 | 14.9 | 52 | 0.4 | 2.7 | 6.0 | 20 | >6 | 5.0 | 4.8 | 52 | 0.2 | 4.2 | 12.3 | 20 | 3.8 | |
| Total | - | - | 14.5 | 1071 | 0.8 | 5.5 | - | - | - | - | 4.8 | 1071 | 0.3 | 6.3 | - | - | - | |

誤差 (Bias)% = { [| 累計平均值 (Mean) - 目標值 (Target) |] / 目標值 (Target) } x 100%

總誤差 (TE, Total Error)% = 誤差 (Bias)% + 2 × 累計變異係數 (CV)

σ (Sigma) = (TEa% - 誤差 (Bias)%) / 累計變異係數 (CV)

[TOP](#)

| Reagent Kit | Reagent Code |
|-------------|--------------|
| Trinity | 1 |

各檢驗單位 G6PD 定量檢驗 內部品管統計結果 (總表二)

選擇 LotNo :

選擇 Reagent Kit :

[列印總表二](#)

Control N 月統計與累計統計之比較表

| | | Control N (Lot No.: AD0326N) | | | | | | | | | | | | | | | |
|------------------------|---------------------------------|------------------------------|--------------|------------|-----|--------|--------|---------|-----|-----------------------------|--------------|------------|-----|--------|--------|---------|-----|
| | | Month (2015/07) | | | | | | | | CUM (2014/05/01~2015/07/31) | | | | | | | |
| UnitID [⬇] | Reagent Kit (Code) [⬇] | Target (U/gHb) | Mean (U/gHb) | n for Mean | SD | CV (%) | TE (%) | TEa (%) | σ | Target (U/gHb) | Mean (U/gHb) | n for Mean | SD | CV (%) | TE (%) | TEa (%) | σ |
| Lab001 | 1 | 14.2 | - | 0 | - | - | - | 20 | - | 14.2 | 14.8 | 1 | - | - | - | 20 | - |
| Lab003 | 1 | 14.8 | 15.6 | 24 | 1.2 | 7.7 | 20.8 | 20 | 1.9 | 14.8 | 14.6 | 355 | 0.8 | 5.5 | 12.3 | 20 | 3.4 |
| Lab004 | 1 | 15.0 | 15.0 | 5 | 0.2 | 1.3 | 2.7 | 20 | >6 | 15.0 | 15.1 | 47 | 0.3 | 2.0 | 4.6 | 20 | >6 |
| Lab006 | 1 | 14.8 | 14.3 | 3 | 0.1 | 0.7 | 4.8 | 20 | >6 | 14.8 | 14.9 | 42 | 0.7 | 4.7 | 10.1 | 20 | 4.1 |
| Lab007 | 1 | 13.6 | 13.2 | 14 | 0.3 | 2.3 | 7.5 | 20 | >6 | 13.6 | 13.6 | 160 | 0.5 | 3.7 | 7.4 | 20 | 5.4 |
| Lab008 | 1 | 14.1 | 13.8 | 8 | 0.4 | 2.9 | 7.9 | 20 | >6 | 14.1 | 14.3 | 67 | 0.6 | 4.2 | 9.8 | 20 | 4.4 |
| Lab010 | 1 | 14.8 | 15.0 | 5 | 0.1 | 0.7 | 2.7 | 20 | >6 | 14.8 | 14.1 | 45 | 0.5 | 3.5 | 11.8 | 20 | 4.4 |
| Lab011 | 1 | 14.8 | 15.1 | 5 | 0.4 | 2.6 | 7.3 | 20 | >6 | 14.8 | 14.9 | 56 | 0.3 | 2.0 | 4.7 | 20 | >6 |
| Lab012 | 1 | 14.8 | 14.3 | 5 | 0.3 | 2.1 | 7.6 | 20 | >6 | 14.8 | 14.5 | 42 | 0.4 | 2.8 | 7.5 | 20 | >6 |
| Lab013 | 1 | 15.0 | 15.2 | 8 | 0.2 | 1.3 | 4.0 | 20 | >6 | 15.0 | 15.0 | 80 | 0.2 | 1.3 | 2.7 | 20 | >6 |
| Lab014 | 1 | 14.8 | 14.7 | 9 | 0.5 | 3.4 | 7.5 | 20 | 5.7 | 14.8 | 14.8 | 27 | 0.4 | 2.7 | 5.4 | 20 | >6 |
| Lab015 | 1 | 14.8 | 15.5 | 10 | 1.3 | 8.4 | 21.5 | 20 | 1.8 | 14.8 | 14.8 | 73 | 0.8 | 5.4 | 10.8 | 20 | 3.7 |
| Lab016 | 1 | 14.8 | 15.0 | 3 | 0.1 | 0.7 | 2.7 | 20 | >6 | 14.8 | 14.9 | 24 | 0.1 | 0.7 | 2.0 | 20 | >6 |
| Lab029 | 1 | 14.8 | 14.9 | 4 | 0.2 | 1.3 | 3.4 | 20 | >6 | 14.8 | 14.9 | 52 | 0.4 | 2.7 | 6.0 | 20 | >6 |
| Total | - | - | 14.8 | 103 | 1.1 | 7.4 | - | - | - | - | 14.5 | 1071 | 0.8 | 5.5 | - | - | - |

誤差 (Bias)% = { [| 累計平均值 (Mean) - 目標值 (Target) |] / 目標值 (Target) } x 100%

總誤差 (TE, Total Error)% = 誤差 (Bias)% + 2 x 累計變異係數 (CV)

σ (Sigma) = (TEa% - 誤差 (Bias)%) / 累計變異係數 (CV)

月統計 :

累計期間 (CUM) : 自 至

[TOP](#)

Control D 月統計與累計統計之比較表

| | | Control D (Lot No.: AD0326D) | | | | | | | | | | | | | | | |
|------------------------|---------------------------------|------------------------------|--------------|------------|-----|--------|--------|---------|-----|-----------------------------|--------------|------------|-----|--------|--------|---------|-----|
| | | Month (2015/07) | | | | | | | | CUM (2014/05/01~2015/07/31) | | | | | | | |
| UnitID [⬇] | Reagent Kit (Code) [⬇] | Target (U/gHb) | Mean (U/gHb) | n for Mean | SD | CV (%) | TE (%) | TEa (%) | σ | Target (U/gHb) | Mean (U/gHb) | n for Mean | SD | CV (%) | TE (%) | TEa (%) | σ |
| Lab001 | 1 | 4.6 | - | 0 | - | - | - | 20 | - | 4.6 | 5.0 | 1 | - | - | - | 20 | - |
| Lab003 | 1 | 5.0 | 5.3 | 24 | 0.4 | 7.5 | 21.1 | 20 | 1.9 | 5.0 | 4.9 | 355 | 0.3 | 6.1 | 14.2 | 20 | 3.0 |
| Lab004 | 1 | 5.0 | 4.9 | 5 | 0.1 | 2.0 | 6.1 | 20 | >6 | 5.0 | 4.9 | 47 | 0.2 | 4.1 | 10.2 | 20 | 4.4 |
| Lab006 | 1 | 5.0 | 4.9 | 3 | 0.1 | 2.0 | 6.1 | 20 | >6 | 5.0 | 5.0 | 42 | 0.4 | 8.0 | 16.0 | 20 | 2.5 |
| Lab007 | 1 | 4.4 | 4.2 | 14 | 0.1 | 2.4 | 9.3 | 20 | >6 | 4.4 | 4.4 | 160 | 0.2 | 4.5 | 9.1 | 20 | 4.4 |
| Lab008 | 1 | 4.7 | 4.6 | 8 | 0.2 | 4.3 | 10.8 | 20 | 4.2 | 4.7 | 4.5 | 67 | 0.3 | 6.7 | 17.6 | 20 | 2.3 |
| Lab010 | 1 | 5.0 | 5.0 | 5 | 0.1 | 2.0 | 4.0 | 20 | >6 | 5.0 | 4.8 | 45 | 0.3 | 6.3 | 16.5 | 20 | 2.5 |
| Lab011 | 1 | 5.0 | 5.3 | 5 | 0.3 | 5.7 | 17.3 | 20 | 2.5 | 5.0 | 5.1 | 56 | 0.3 | 5.9 | 13.8 | 20 | 3.1 |
| Lab012 | 1 | 5.0 | 4.7 | 5 | 0.2 | 4.3 | 14.5 | 20 | 3.3 | 5.0 | 4.8 | 42 | 0.3 | 6.3 | 16.5 | 20 | 2.5 |
| Lab013 | 1 | 4.7 | 4.9 | 8 | 0.1 | 2.0 | 8.3 | 20 | >6 | 4.7 | 4.7 | 80 | 0.2 | 4.3 | 8.5 | 20 | 4.7 |
| Lab014 | 1 | 5.0 | 4.8 | 9 | 0.2 | 4.2 | 12.3 | 20 | 3.8 | 5.0 | 4.7 | 27 | 0.2 | 4.3 | 14.5 | 20 | 3.3 |
| Lab015 | 1 | 5.0 | 5.3 | 10 | 0.5 | 9.4 | 24.9 | 20 | 1.5 | 5.0 | 5.1 | 73 | 0.3 | 5.9 | 13.8 | 20 | 3.1 |
| Lab016 | 1 | 5.0 | 4.9 | 3 | 0.0 | 0.0 | 2.0 | 20 | >6 | 5.0 | 4.8 | 24 | 0.2 | 4.2 | 12.3 | 20 | 3.8 |
| Lab029 | 1 | 5.0 | 4.9 | 4 | 0.1 | 2.0 | 6.1 | 20 | >6 | 5.0 | 4.8 | 52 | 0.2 | 4.2 | 12.3 | 20 | 3.8 |
| Total | - | - | 4.9 | 103 | 0.5 | 10.2 | - | - | - | - | 4.8 | 1071 | 0.3 | 6.3 | - | - | - |

誤差 (Bias)% = { [| 累計平均值 (Mean) - 目標值 (Target) |] / 目標值 (Target) } x 100%

總誤差 (TE, Total Error)% = 誤差 (Bias)% + 2 x 累計變異係數 (CV)

σ (Sigma) = (TEa% - 誤差 (Bias)%) / 累計變異係數 (CV)

月統計 :

累計期間 (CUM) : 自 至

[TOP](#)

| Reagent Kit | Reagent Code |
|-------------|--------------|
| Trinity | 1 |