

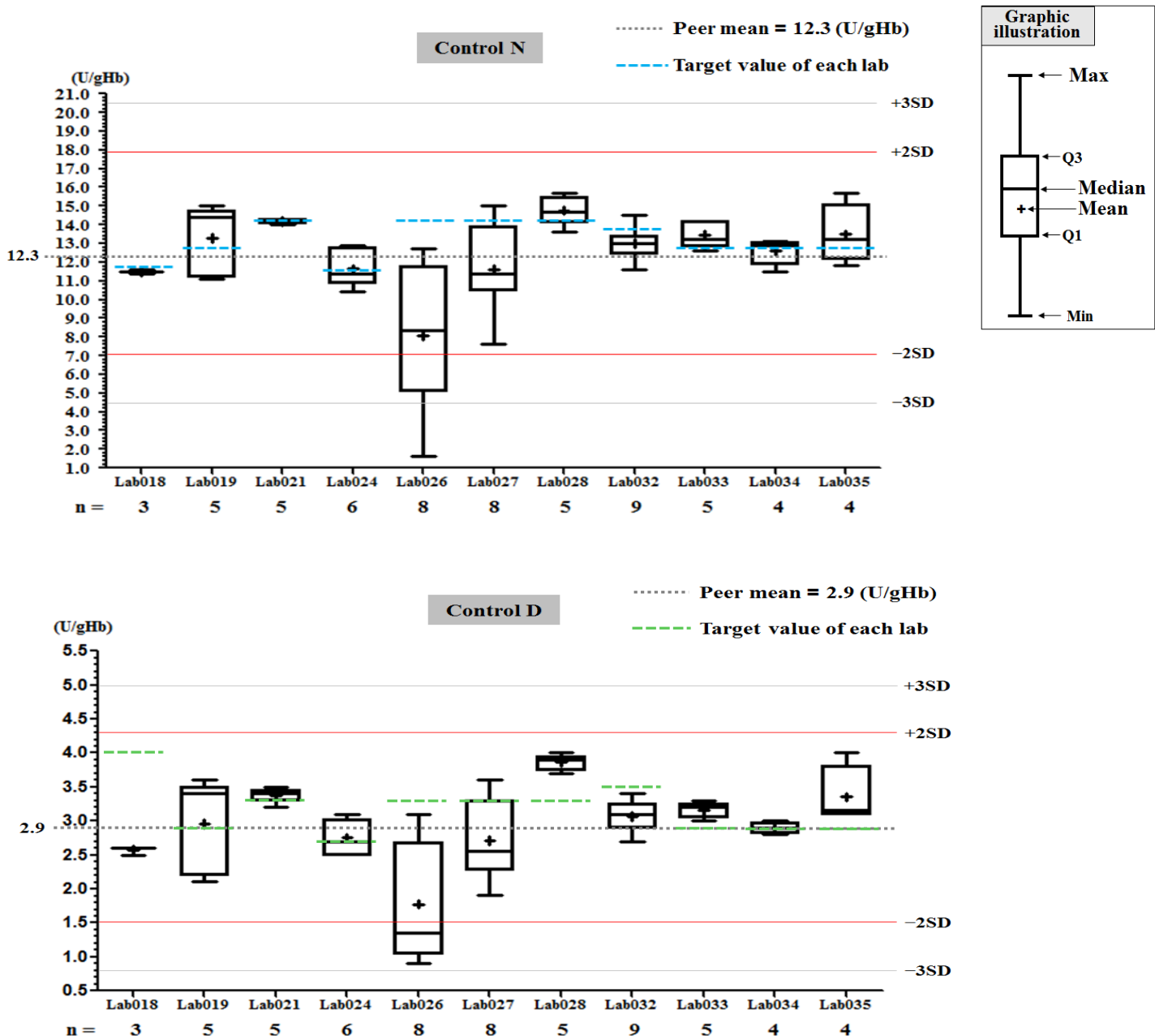
Summary Report of IQC program for G6PD Quantitative Test - April 2015 -

I. The statistic results of all laboratories in this month

G6PD	Control N (Lot No.:AC1203N)	Control D (Lot No.:AC1203D)
Labs	11	11
Received results number (n)	62	62
Median	12.9 (U/gHb)	3.0 (U/gHb)
Mean	12.3 (U/gHb)	2.9 (U/gHb)
SD	2.6	0.4
CV	21.1%	13.8%
Range of G6PD	1.6 ~ 15.7 (U/gHb)	0.9 ~ 4.0 (U/gHb)
Range of Hb	1.9 ~ 3.0 (g/dL)	2.3 ~ 3.5 (g/dL)

*The statistic results are calculated from all labs reported in this month

II. The distribution of G6PD reported for each lab in this survey



QC Chart of Internal Quality Control (IQC)for G6PD Quantitative Test

Select LotNo : AC1203N (2014-01-01 ~ 2100-12-31) [Change](#)

[Print Table](#)

Lab018

QC Control Lot No.	Control N		Control D	
	AC1203N		AC1203D	
Duration of the Analyzing	Month (2015/04)	CUM (2014/08/17~2015/04/30)	Month (2015/04)	CUM (2014/08/17~2015/04/30)
Runs (N)	3	26	3	26
Mean (U/gHb)	11.5	9.6	2.6	1.7
SD	0.1	1.4	0.1	0.7
CV (%)	0.9	14.6	3.8	41.2
Target Value (U/gHb)	11.8	11.8	4.0	4.0
Total Error (%)	4.3	47.8	42.7	139.9
TEa (%)	20	20	20	20
σ	>6	0.1	-3.9	-0.9

Bias (%) = $[(| \text{Mean} - \text{Target} |) / \text{Target}] \times 100\%$

TE : Total Error(%) = Bias (%) + 2 × CV (%)

σ (Sigma) = [TEa% - Bias (%)] / CV (%)

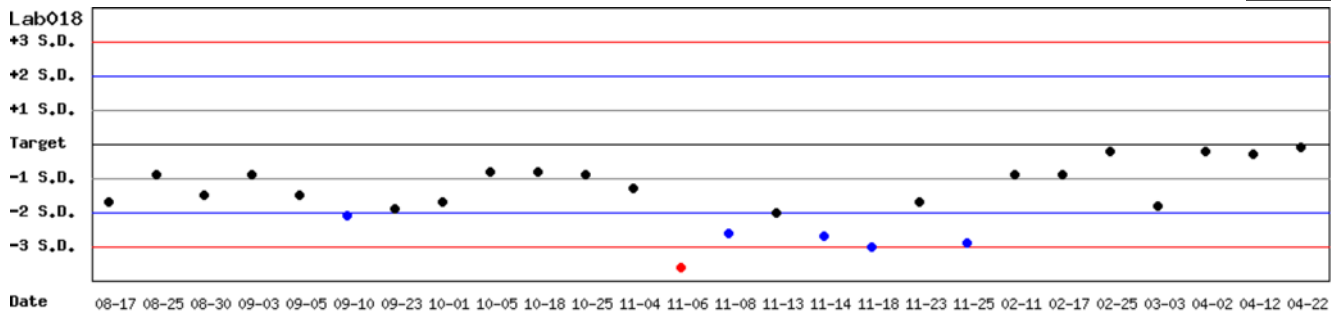
Month : 2015 04 [Change](#) ; Cumulative : from 2014 08 17 to 2015 04 30 [Change](#)

[TOP](#)

Control N SDI QC Chart

Lot No.: AC1203N ; Duration : 2014-08-17 to 2015-04-30 ; Target : 11.8 ; SD : 1.50

Lab018



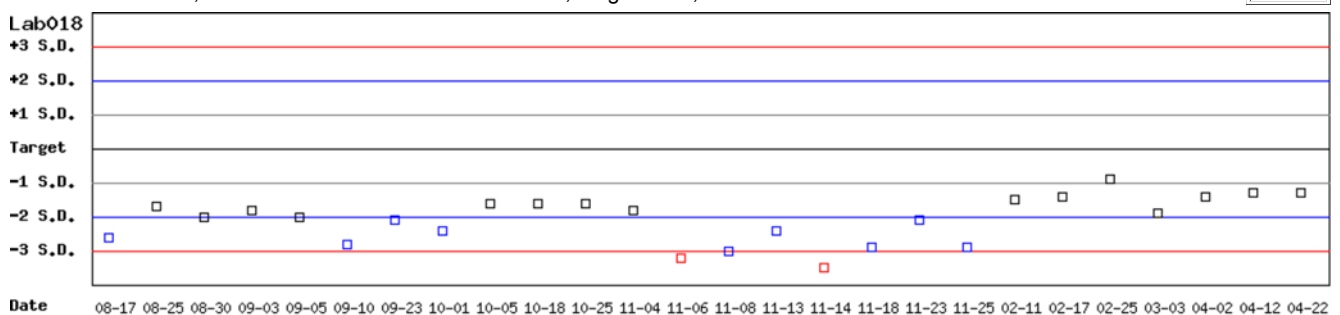
Month : 2015 04 [Change](#) ; Cumulative : from 2014 08 17 to 2015 04 30 [Change](#)

[TOP](#)

Control D SDI QC Chart

Lot No.: AC1203D ; Duration : 2014-08-17 to 2015-04-30 ; Target : 4.0 ; SD : 1.10

Lab018



Month : 2015 04 [Change](#) ; Cumulative : from 2014 08 17 to 2015 04 30 [Change](#)

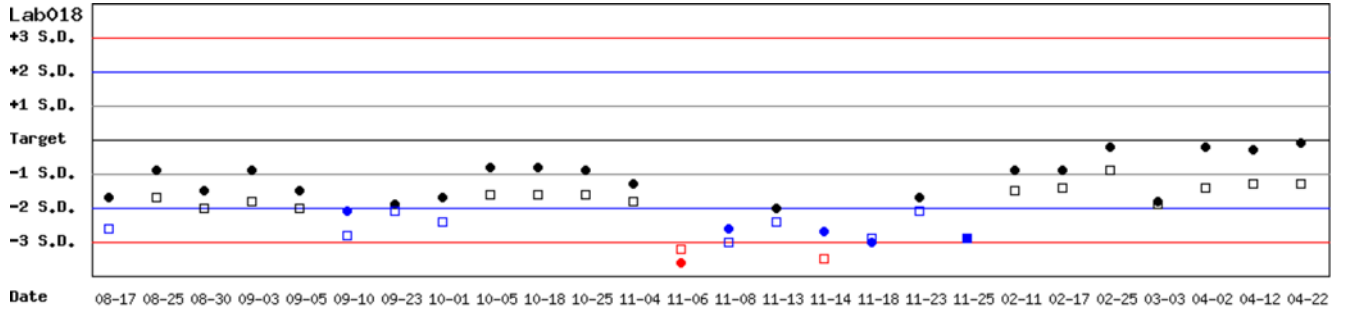
[TOP](#)

Control N and Control D SDI QC Chart

Lot No.: AC1203N ; Duration : 2014-08-17 to 2015-04-30 ; Target : 11.8 ; SD : 1.50 (●)

Lot No.: AC1203D ; Duration : 2014-08-17 to 2015-04-30 ; Target : 4.0 ; SD : 1.10 (□)

Lab018



Month : 2015 04 ; Cumulative : from 2014 08 17 to 2015 04 30

[TOP](#)

Peer Group Statistics (Table 1)

Select LotNo : AC1203N (2014-01-01 ~ 2100-12-31)

Select Reagent Kit : 2 - AMP

Monthly

Month : 2015

UnitID <input type="button" value="↑"/>	Reagent Kit (Code) <input type="button" value="↑"/>	Control N (Lot No.: AC1203N)								Control D (Lot No.: AC1203D)							
		Target (U/gHb)	Mean (U/gHb)	n for Mean	SD	CV (%)	TE (%)	TEa (%)	σ	Target (U/gHb)	Mean (U/gHb)	n for Mean	SD	CV (%)	TE (%)	TEa (%)	σ
Lab018	2	11.8	11.5	3	0.1	0.9	4.3	20	>6	4.0	2.6	3	0.1	3.8	42.7	20	-3.9
Lab019	2	12.8	13.3	5	1.9	14.3	32.5	20	1.1	2.9	3.0	5	0.7	23.3	50.1	20	0.7
Lab021	2	14.2	14.2	5	0.1	0.7	1.4	20	>6	3.3	3.4	5	0.1	2.9	8.9	20	5.9
Lab024	2	11.6	11.6	6	1.0	8.6	17.2	17	2.0	2.7	2.8	6	0.3	10.7	25.1	17	1.2
Lab026	2	14.2	8.1	8	4.2	51.9	146.7	20	-0.4	3.3	1.8	8	0.9	50.0	145.5	20	-0.5
Lab027	2	14.2	11.6	8	2.3	19.8	58.0	20	0.1	3.3	2.7	8	0.6	22.2	62.6	20	0.1
Lab028	2	14.2	14.8	5	0.8	5.4	15.0	20	2.9	3.3	3.9	5	0.1	2.6	23.3	20	0.7
Lab032	2	13.8	13.0	9	0.8	6.2	18.1	20	2.3	3.5	3.1	9	0.2	6.5	24.3	20	1.3
Lab033	2	12.8	13.5	5	0.7	5.2	15.8	20	2.8	2.9	3.2	5	0.1	3.1	16.6	20	3.1
Lab034	2	12.8	12.6	4	0.7	5.6	12.7	20	3.3	2.9	2.9	4	0.1	3.4	6.9	20	5.9
Lab035	2	12.8	13.5	4	1.6	11.9	29.2	20	1.2	2.9	3.4	4	0.4	11.8	40.8	20	0.2
Total	-	-	12.3	62	2.6	21.1	-	-	-	-	2.9	62	0.7	24.1	-	-	-

Bias (%) = [(| Mean - Target |) / Target] x 100%

TE : Total Error(%) = Bias (%) + 2 × CV (%)

σ (Sigma) = [TEa% - Bias (%)] / CV (%)

[\[TOP\]](#)

Cumulative

Cumulative : from 2014 to 2015

UnitID <input type="button" value="↑"/>	Reagent Kit (Code) <input type="button" value="↑"/>	Control N (Lot No.: AC1203N)								Control D (Lot No.: AC1203D)							
		Target (U/gHb)	Mean (U/gHb)	n for Mean	SD	CV (%)	TE (%)	TEa (%)	σ	Target (U/gHb)	Mean (U/gHb)	n for Mean	SD	CV (%)	TE (%)	TEa (%)	σ
Lab017	2	14.2	16.5	1	-	-	-	20	-	3.3	5.2	1	-	-	-	20	-
Lab018	2	11.8	10.2	41	1.7	16.7	46.9	20	0.4	4.0	2.4	41	1.3	54.2	148.3	20	-0.4
Lab019	2	12.8	11.8	60	1.2	10.2	28.2	20	1.2	2.9	2.7	60	0.4	14.8	36.5	20	0.9
Lab021	2	14.2	14.2	5	0.1	0.7	1.4	20	>6	3.3	3.4	5	0.1	2.9	8.9	20	5.9
Lab024	2	11.6	10.9	25	1.5	13.8	33.6	17	0.8	2.7	2.6	25	0.5	19.2	42.2	17	0.7
Lab026	2	14.2	11.5	151	1.8	15.7	50.3	20	0.1	3.3	2.8	151	0.5	17.9	50.9	20	0.3
Lab027	2	14.2	11.5	87	1.7	14.8	48.6	20	0.1	3.3	2.7	87	0.5	18.5	55.2	20	0.1
Lab028	2	14.2	13.2	73	1.5	11.4	29.8	20	1.1	3.3	3.2	73	0.8	25.0	53.0	20	0.7
Lab031	2	12.8	9.9	41	1.5	15.2	53.0	20	-0.2	2.9	2.3	41	0.4	17.4	55.5	20	0.0
Lab032	2	13.8	10.3	118	1.5	14.6	54.5	20	-0.4	3.5	2.3	118	0.4	17.4	69.1	20	-0.8
Lab033	2	12.8	11.9	58	1.0	8.4	23.8	20	1.5	2.9	2.9	58	0.3	10.3	20.7	20	1.9
Lab034	2	12.8	12.7	10	0.5	3.9	8.7	20	4.9	2.9	3.0	10	0.1	3.3	10.1	20	5.0
Lab035	2	12.8	13.3	8	1.4	10.5	25.0	20	1.5	2.9	3.4	8	0.4	11.8	40.8	20	0.2
Total	-	-	11.4	678	1.8	15.8	-	-	-	-	2.7	678	0.7	25.9	-	-	-

Bias (%) = [(| Mean - Target |) / Target] x 100%

TE : Total Error(%) = Bias (%) + 2 × CV (%)

σ (Sigma) = [TEa% - Bias (%)] / CV (%)

[\[TOP\]](#)

Reagent Kit	Reagent Code
AMP	2

Peer Group Statistics (Table 2)

Select LotNo : AC1203N (2014-01-01 ~ 2100-12-31) ▼ Change

Select Reagent Kit : 2 - AMP ▼ Change

Print Table 2

Control N Month vs. Cumulative

		Control N (Lot No.: AC1203N)															
		Month (2015/04)								CUM (2014/02/01~2015/04/30)							
UnitID [†]	Reagent Kit (Code) [†]	Target (U/gHb)	Mean (U/gHb)	n for Mean	SD	CV (%)	TE (%)	TEa (%)	σ	Target (U/gHb)	Mean (U/gHb)	n for Mean	SD	CV (%)	TE (%)	TEa (%)	σ
Lab017	2	14.2	-	0	-	-	-	20	-	14.2	16.5	1	-	-	-	20	-
Lab018	2	11.8	11.5	3	0.1	0.9	4.3	20	>6	11.8	10.2	41	1.7	16.7	46.9	20	0.4
Lab019	2	12.8	13.3	5	1.9	14.3	32.5	20	1.1	12.8	11.8	60	1.2	10.2	28.2	20	1.2
Lab021	2	14.2	14.2	5	0.1	0.7	1.4	20	>6	14.2	14.2	5	0.1	0.7	1.4	20	>6
Lab024	2	11.6	11.6	6	1.0	8.6	17.2	17	2.0	11.6	10.9	25	1.5	13.8	33.6	17	0.8
Lab026	2	14.2	8.1	8	4.2	51.9	146.7	20	-0.4	14.2	11.5	151	1.8	15.7	50.3	20	0.1
Lab027	2	14.2	11.6	8	2.3	19.8	58.0	20	0.1	14.2	11.5	87	1.7	14.8	48.6	20	0.1
Lab028	2	14.2	14.8	5	0.8	5.4	15.0	20	2.9	14.2	13.2	73	1.5	11.4	29.8	20	1.1
Lab031	2	12.8	-	0	-	-	-	20	-	12.8	9.9	41	1.5	15.2	53.0	20	-0.2
Lab032	2	13.8	13.0	9	0.8	6.2	18.1	20	2.3	13.8	10.3	118	1.5	14.6	54.5	20	-0.4
Lab033	2	12.8	13.5	5	0.7	5.2	15.8	20	2.8	12.8	11.9	58	1.0	8.4	23.8	20	1.5
Lab034	2	12.8	12.6	4	0.7	5.6	12.7	20	3.3	12.8	12.7	10	0.5	3.9	8.7	20	4.9
Lab035	2	12.8	13.5	4	1.6	11.9	29.2	20	1.2	12.8	13.3	8	1.4	10.5	25.0	20	1.5
Total	-	-	12.3	62	2.6	21.1	-	-	-	-	11.4	678	1.8	15.8	-	-	-

Bias (%) = [(| Mean - Target |) / Target] x 100%

TE : Total Error(%) = Bias (%) + 2 × CV (%)

σ (Sigma) = [TEa% - Bias (%)] / CV (%)

Month : 2015 ▼ 04 ▼ Change

Cumulative : from 2014 ▼ 02 ▼ 01 ▼ to 2015 ▼ 04 ▼ 30 ▼ Change

[TOP](#)

Control D Month vs. Cumulative

		Control D (Lot No.: AC1203D)															
		Month (2015/04)								CUM (2014/02/01~2015/04/30)							
UnitID [†]	Reagent Kit (Code) [†]	Target (U/gHb)	Mean (U/gHb)	n for Mean	SD	CV (%)	TE (%)	TEa (%)	σ	Target (U/gHb)	Mean (U/gHb)	n for Mean	SD	CV (%)	TE (%)	TEa (%)	σ
Lab017	2	3.3	-	0	-	-	-	20	-	3.3	5.2	1	-	-	-	20	-
Lab018	2	4.0	2.6	3	0.1	3.8	42.7	20	-3.9	4.0	2.4	41	1.3	54.2	148.3	20	-0.4
Lab019	2	2.9	3.0	5	0.7	23.3	50.1	20	0.7	2.9	2.7	60	0.4	14.8	36.5	20	0.9
Lab021	2	3.3	3.4	5	0.1	2.9	8.9	20	5.9	3.3	3.4	5	0.1	2.9	8.9	20	5.9
Lab024	2	2.7	2.8	6	0.3	10.7	25.1	17	1.2	2.7	2.6	25	0.5	19.2	42.2	17	0.7
Lab026	2	3.3	1.8	8	0.9	50.0	145.5	20	-0.5	3.3	2.8	151	0.5	17.9	50.9	20	0.3
Lab027	2	3.3	2.7	8	0.6	22.2	62.6	20	0.1	3.3	2.7	87	0.5	18.5	55.2	20	0.1
Lab028	2	3.3	3.9	5	0.1	2.6	23.3	20	0.7	3.3	3.2	73	0.8	25.0	53.0	20	0.7
Lab031	2	2.9	-	0	-	-	-	20	-	2.9	2.3	41	0.4	17.4	55.5	20	0.0
Lab032	2	3.5	3.1	9	0.2	6.5	24.3	20	1.3	3.5	2.3	118	0.4	17.4	69.1	20	-0.8
Lab033	2	2.9	3.2	5	0.1	3.1	16.6	20	3.1	2.9	2.9	58	0.3	10.3	20.7	20	1.9
Lab034	2	2.9	2.9	4	0.1	3.4	6.9	20	5.9	2.9	3.0	10	0.1	3.3	10.1	20	5.0
Lab035	2	2.9	3.4	4	0.4	11.8	40.8	20	0.2	2.9	3.4	8	0.4	11.8	40.8	20	0.2
Total	-	-	2.9	62	0.7	24.1	-	-	-	-	2.7	678	0.7	25.9	-	-	-

Bias (%) = [(| Mean - Target |) / Target] x 100%

TE : Total Error(%) = Bias (%) + 2 × CV (%)

σ (Sigma) = [TEa% - Bias (%)] / CV (%)

Month : 2015 ▼ 04 ▼ Change

Cumulative : from 2014 ▼ 02 ▼ 01 ▼ to 2015 ▼ 04 ▼ 30 ▼ Change

[TOP](#)

Reagent Kit	Reagent Code
AMP	2