

Summary Report of IQC program for G6PD Quantitative Test - Medicon Group - November 2024 -

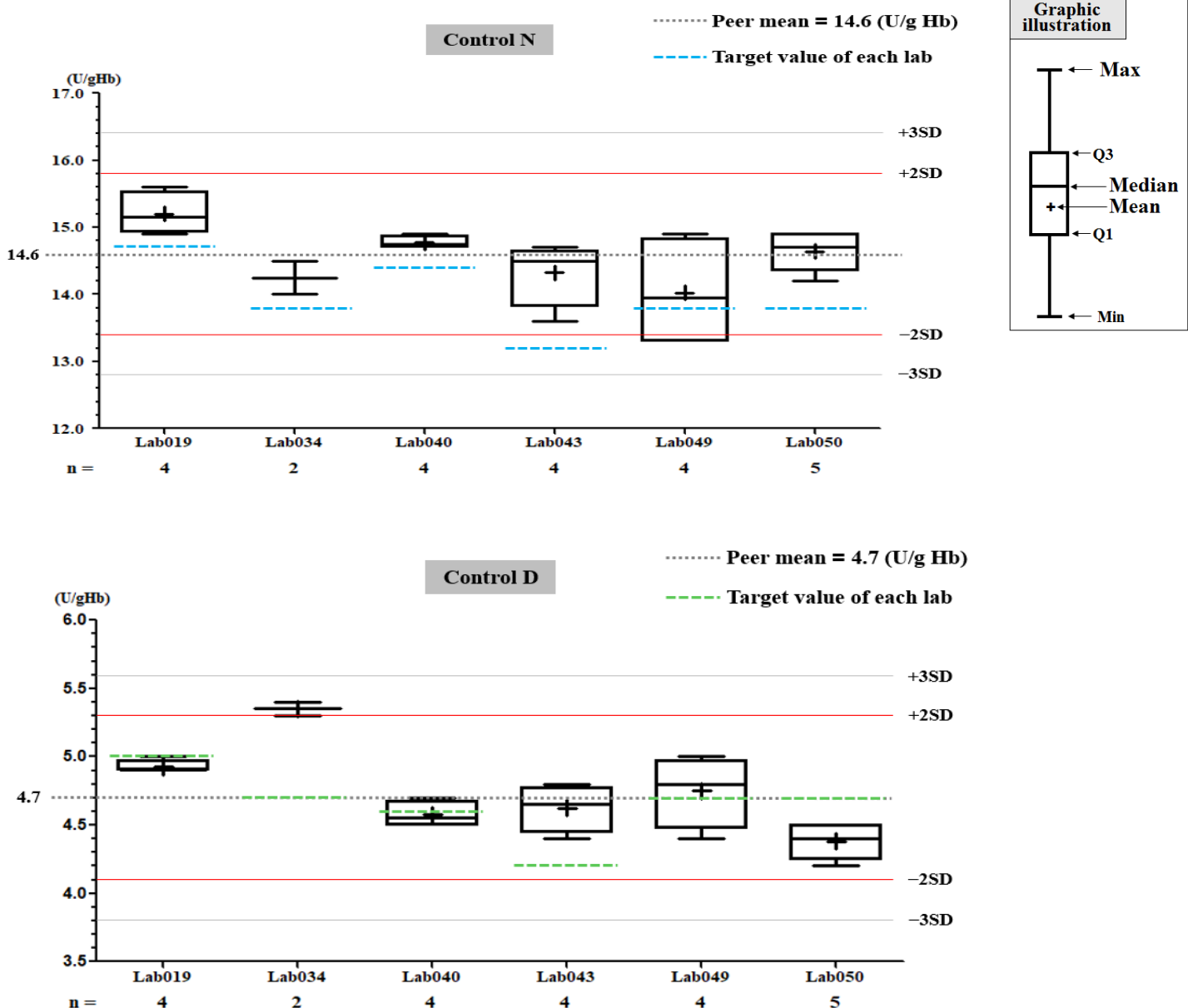
I. The statistic results of all laboratories in this month

G6PD	Control N (Lot No.:BJ0922N)	Control D (Lot No.: BJ0922D)
Labs	6	6
Received results number (n)	23	23
Median	14.7 (U/g Hb)	4.7 (U/g Hb)
Mean	14.6 (U/g Hb)	4.7 (U/g Hb)
SD	0.6	0.3
CV	4.1%	6.4%
Range of G6PD	13.3 ~ 15.6 (U/g Hb)	4.2 ~ 5.4 (U/g Hb)
Range of Hb	2.0 ~ 2.4 (g/dL)	1.9 ~ 2.4 (g/dL)

*The statistic results are calculated from all labs reported in this month

** G6PD Method = Medicon reagent kit, 37°C

II. The distribution of G6PD reported for each lab in this survey



G6PD 定量檢驗內部品管統計結果及 SDI 分佈圖

選擇 LotNo : BJ0922N (2021-01-01 ~ 2100-12-31) Change

[列印圖表](#)

檢驗單位 : **Lab040**

QC Control Lot No.	Control N		Control D	
	BJ0922N		BJ0922D	
檢驗期間	Month (2024/11)	CUM (2024/06/14~2024/11/29)	Month (2024/11)	CUM (2024/06/14~2024/11/29)
累計點數 (N)	4	26	4	26
累計平均值 (Mean) U/gHb	14.8	14.8	4.6	4.6
累計標準差 (SD)	0.1	0.2	0.1	0.1
累計變異係數 (CV) %	0.7	1.4	2.2	2.2
目標值 (Target) U/gHb	14.4	14.4	4.6	4.6
總誤差 (TE) %	4.1	5.5	4.3	4.3
可容許總誤差 (TEa) %	20	20	20	20
σ	>6	>6	>6	>6

誤差 (Bias)% = $\{ [| \text{累計平均值 (Mean)} - \text{目標值 (Target)} |] / \text{目標值 (Target)} \} \times 100\%$
 總誤差 (TE, Total Error)% = 誤差 (Bias)% + 2 × 累計變異係數 (CV)
 σ (Sigma) = (TEa% - 誤差 (Bias)%) / 累計變異係數 (CV)

月統計 : 2024 11 Change ; 累計期間 (CUM) : 自 2024 06 14 至 2024 11 29 Change

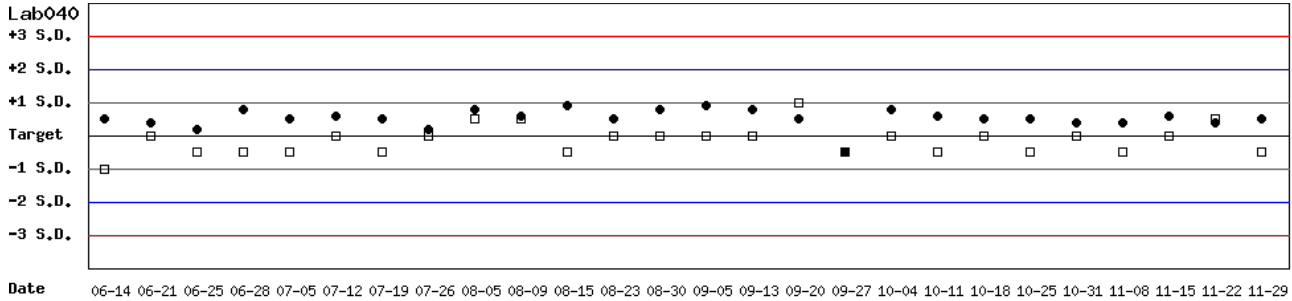
[TOP](#)

Control N 及 Control D SDI 分佈圖

Lot No.: BJ0922N; 檢驗期間: 2024-06-14 至 2024-11-29; 目標值 (Target): 14.4; 參考標準差 (SD): 0.80 (●)

Lot No.: BJ0922D; 檢驗期間: 2024-06-14 至 2024-11-29; 目標值 (Target): 4.6; 參考標準差 (SD): 0.20 (□)

單位 : Lab040



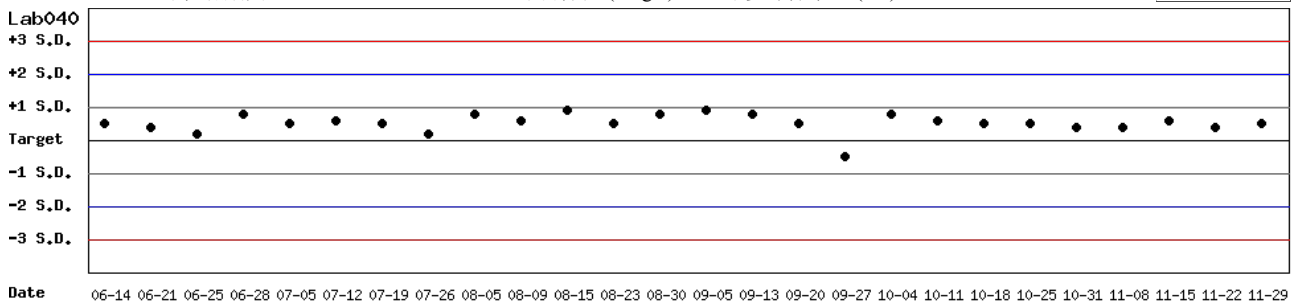
月統計 : 2024 11 Change ; 累計期間 (CUM) : 自 2024 06 14 至 2024 11 29 Change

[TOP](#)

Control N SDI 分佈圖

Lot No.: BJ0922N; 檢驗期間: 2024-06-14 至 2024-11-29; 目標值 (Target): 14.4; 參考標準差 (SD): 0.80

單位 : Lab040



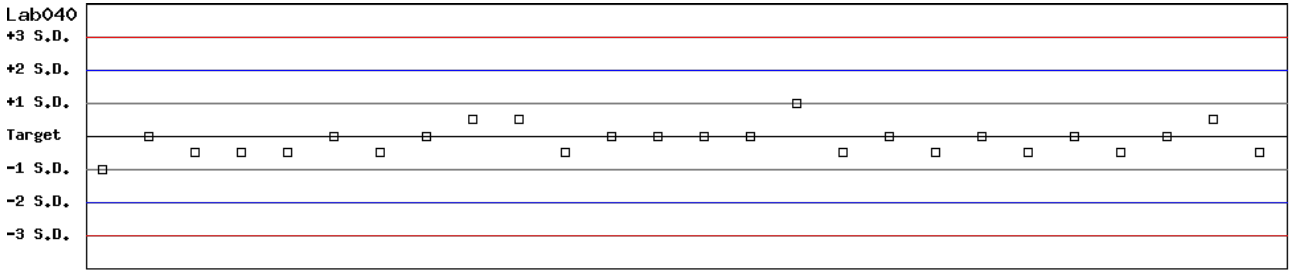
月統計 : 2024 11 Change ; 累計期間 (CUM) : 自 2024 06 14 至 2024 11 29 Change

[TOP](#)

Control D SDI 分佈圖

Lot No.: BJ0922D ; 檢驗期間 : 2024-06-14 至 2024-11-29 ; 目標值 (Target) : 4.6 ; 參考標準差 (SD) : 0.20

單位 : Lab040



Date 06-14 06-21 06-25 06-28 07-05 07-12 07-19 07-26 08-05 08-09 08-15 08-23 08-30 09-05 09-13 09-20 09-27 10-04 10-11 10-18 10-25 10-31 11-08 11-15 11-22 11-29

月統計 : 2024 ▾ 11 ▾ Change ; 累計期間 (CUM) : 自 2024 ▾ 06 ▾ 14 ▾ 至 2024 ▾ 11 ▾ 29 ▾ Change

[\[TOP\]](#)

Peer Group Statistics (Table 1)

Select LotNo : BJ0922N (2021-01-01 ~ 2100-12-31) Change

Select Reagent Kit : 5 - Medicon Change

[Print Table 1](#)

Monthly

Month : 2024 11 Change

UnitID	Reagent Kit (Code)	Control N (Lot No.: BJ0922N)								Control D (Lot No.: BJ0922D)							
		Target (U/gHb)	Mean (U/gHb)	n for Mean	SD	CV (%)	TE (%)	TEa (%)	σ	Target (U/gHb)	Mean (U/gHb)	n for Mean	SD	CV (%)	TE (%)	TEa (%)	σ
Lab019	5	14.7	15.2	4	0.3	2.0	7.3	20	>6	5.0	4.9	4	0.1	2.0	6.1	20	>6
Lab034	5	13.8	14.3	2	-	-	-	20	-	4.7	5.4	2	-	-	-	20	-
Lab040	5	14.4	14.8	4	0.1	0.7	4.1	20	>6	4.6	4.6	4	0.1	2.2	4.3	20	>6
Lab043	5	13.2	14.3	4	0.5	3.5	15.3	20	3.3	4.2	4.6	4	0.2	4.3	18.2	20	2.4
Lab049	5	13.8	14.0	4	0.8	5.7	12.9	20	3.3	4.7	4.8	4	0.3	6.3	14.6	20	2.8
Lab050	5	13.8	14.6	5	0.3	2.1	9.9	20	>6	4.7	4.4	5	0.1	2.3	10.9	20	5.9
Total	-	-	14.6	23	0.6	4.1	-	-	-	-	4.7	23	0.3	6.4	-	-	-

Bias (%) = [(| Mean - Target |) / Target] x 100%

TE : Total Error(%) = Bias (%) + 2 x CV (%)

σ (Sigma) = [TEa% - Bias (%)] / CV (%)

[\[TOP\]](#)

Cumulative

Cumulative : from 2021 01 01 to 2024 11 30 Change

UnitID	Reagent Kit (Code)	Control N (Lot No.: BJ0922N)								Control D (Lot No.: BJ0922D)							
		Target (U/gHb)	Mean (U/gHb)	n for Mean	SD	CV (%)	TE (%)	TEa (%)	σ	Target (U/gHb)	Mean (U/gHb)	n for Mean	SD	CV (%)	TE (%)	TEa (%)	σ
Lab018	5	16.2	15.3	113	0.4	2.6	10.8	20	5.6	5.5	5.4	113	0.1	1.9	5.5	20	>6
Lab019	5	14.7	14.6	140	0.6	4.1	8.9	20	4.7	5.0	4.8	140	0.2	4.2	12.3	20	3.8
Lab020	5	14.4	14.4	90	0.5	3.5	6.9	20	5.7	4.6	4.7	90	0.2	4.3	10.7	20	4.1
Lab022	5	14.4	14.4	27	0.5	3.5	6.9	20	5.7	4.6	4.7	27	0.3	6.4	14.9	20	2.8
Lab025	5	14.4	14.2	13	0.5	3.5	8.4	20	5.3	5.4	5.1	13	0.3	5.9	17.3	20	2.4
Lab028	5	15.2	15.1	54	0.9	6.0	12.6	20	3.2	4.9	5.0	54	0.3	6.0	14.0	20	3.0
Lab032	5	14.9	14.3	153	0.4	2.8	9.6	20	5.7	4.8	4.5	153	0.2	4.4	15.1	20	3.1
Lab033	5	13.8	13.6	81	0.7	5.1	11.7	20	3.6	4.7	4.6	81	0.3	6.5	15.2	20	2.7
Lab034	5	13.8	14.3	24	0.5	3.5	10.6	20	4.7	4.7	5.2	24	0.2	3.8	18.3	20	2.5
Lab037	5	13.8	14.5	59	0.5	3.4	12.0	20	4.4	4.7	4.7	59	0.2	4.3	8.5	20	4.7
Lab040	5	14.4	14.8	136	0.2	1.4	5.5	20	>6	4.6	4.6	136	0.1	2.2	4.3	20	>6
Lab043	5	13.2	13.9	166	1.0	7.2	19.7	20	2.0	4.2	4.6	166	0.4	8.7	26.9	20	1.2
Lab049	5	13.8	14.4	237	0.6	4.2	12.7	20	3.7	4.7	4.7	237	0.3	6.4	12.8	20	3.1
Lab050	5	13.8	14.6	59	0.5	3.4	12.6	20	4.2	4.7	5.1	59	0.4	7.8	24.2	20	1.5
Total	-	-	14.5	1352	0.7	4.8	-	-	-	-	4.8	1352	0.4	8.3	-	-	-

Bias (%) = [(| Mean - Target |) / Target] x 100%

TE : Total Error(%) = Bias (%) + 2 x CV (%)

σ (Sigma) = [TEa% - Bias (%)] / CV (%)

[\[TOP\]](#)

Reagent Kit	Reagent Code
Medicon	5

Peer Group Statistics (Table 2)

Select LotNo : BJ0922N (2021-01-01 ~ 2100-12-31) Change

Select Reagent Kit : 5 - Medicon Change

Print Table 2

Control N Month vs. Cumulative

		Control N (Lot No.: BJ0922N)															
		Month (2024/11)									CUM (2021/01/01~2024/11/30)						
UnitID <small>↑</small>	Reagent Kit (Code) <small>↑</small>	Target (U/gHb)	Mean (U/gHb)	n for Mean	SD	CV (%)	TE (%)	TEa (%)	σ	Target (U/gHb)	Mean (U/gHb)	n for Mean	SD	CV (%)	TE (%)	TEa (%)	σ
Lab018	5	16.2	-	0	-	-	-	20	-	16.2	15.3	113	0.4	2.6	10.8	20	5.6
Lab019	5	14.7	15.2	4	0.3	2.0	7.3	20	>6	14.7	14.6	140	0.6	4.1	8.9	20	4.7
Lab020	5	14.4	-	0	-	-	-	20	-	14.4	14.4	90	0.5	3.5	6.9	20	5.7
Lab022	5	14.4	-	0	-	-	-	20	-	14.4	14.4	27	0.5	3.5	6.9	20	5.7
Lab025	5	14.4	-	0	-	-	-	20	-	14.4	14.2	13	0.5	3.5	8.4	20	5.3
Lab028	5	15.2	-	0	-	-	-	20	-	15.2	15.1	54	0.9	6.0	12.6	20	3.2
Lab032	5	14.9	-	0	-	-	-	20	-	14.9	14.3	153	0.4	2.8	9.6	20	5.7
Lab033	5	13.8	-	0	-	-	-	20	-	13.8	13.6	81	0.7	5.1	11.7	20	3.6
Lab034	5	13.8	14.3	2	-	-	-	20	-	13.8	14.3	24	0.5	3.5	10.6	20	4.7
Lab037	5	13.8	-	0	-	-	-	20	-	13.8	14.5	59	0.5	3.4	12.0	20	4.4
Lab040	5	14.4	14.8	4	0.1	0.7	4.1	20	>6	14.4	14.8	136	0.2	1.4	5.5	20	>6
Lab043	5	13.2	14.3	4	0.5	3.5	15.3	20	3.3	13.2	13.9	166	1.0	7.2	19.7	20	2.0
Lab049	5	13.8	14.0	4	0.8	5.7	12.9	20	3.3	13.8	14.4	237	0.6	4.2	12.7	20	3.7
Lab050	5	13.8	14.6	5	0.3	2.1	9.9	20	>6	13.8	14.6	59	0.5	3.4	12.6	20	4.2
Total	-	-	14.6	23	0.6	4.1	-	-	-	-	14.5	1352	0.7	4.8	-	-	-

Bias (%) = [(| Mean - Target |) / Target] x 100%

TE : Total Error(%) = Bias (%) + 2 x CV (%)

σ (Sigma) = [TEa% - Bias (%)] / CV (%)

Month : 2024 11 Change

Cumulative : from 2021 01 01 to 2024 11 30 Change

[TOP](#)

Control D Month vs. Cumulative

		Control D (Lot No.: BJ0922D)															
		Month (2024/11)									CUM (2021/01/01~2024/11/30)						
UnitID <small>↑</small>	Reagent Kit (Code) <small>↑</small>	Target (U/gHb)	Mean (U/gHb)	n for Mean	SD	CV (%)	TE (%)	TEa (%)	σ	Target (U/gHb)	Mean (U/gHb)	n for Mean	SD	CV (%)	TE (%)	TEa (%)	σ
Lab018	5	5.5	-	0	-	-	-	20	-	5.5	5.4	113	0.1	1.9	5.5	20	>6
Lab019	5	5.0	4.9	4	0.1	2.0	6.1	20	>6	5.0	4.8	140	0.2	4.2	12.3	20	3.8
Lab020	5	4.6	-	0	-	-	-	20	-	4.6	4.7	90	0.2	4.3	10.7	20	4.1
Lab022	5	4.6	-	0	-	-	-	20	-	4.6	4.7	27	0.3	6.4	14.9	20	2.8
Lab025	5	5.4	-	0	-	-	-	20	-	5.4	5.1	13	0.3	5.9	17.3	20	2.4
Lab028	5	4.9	-	0	-	-	-	20	-	4.9	5.0	54	0.3	6.0	14.0	20	3.0
Lab032	5	4.8	-	0	-	-	-	20	-	4.8	4.5	153	0.2	4.4	15.1	20	3.1
Lab033	5	4.7	-	0	-	-	-	20	-	4.7	4.6	81	0.3	6.5	15.2	20	2.7
Lab034	5	4.7	5.4	2	-	-	-	20	-	4.7	5.2	24	0.2	3.8	18.3	20	2.5
Lab037	5	4.7	-	0	-	-	-	20	-	4.7	4.7	59	0.2	4.3	8.5	20	4.7
Lab040	5	4.6	4.6	4	0.1	2.2	4.3	20	>6	4.6	4.6	136	0.1	2.2	4.3	20	>6
Lab043	5	4.2	4.6	4	0.2	4.3	18.2	20	2.4	4.2	4.6	166	0.4	8.7	26.9	20	1.2
Lab049	5	4.7	4.8	4	0.3	6.3	14.6	20	2.8	4.7	4.7	237	0.3	6.4	12.8	20	3.1
Lab050	5	4.7	4.4	5	0.1	2.3	10.9	20	5.9	4.7	5.1	59	0.4	7.8	24.2	20	1.5
Total	-	-	4.7	23	0.3	6.4	-	-	-	-	4.8	1352	0.4	8.3	-	-	-

Bias (%) = [(| Mean - Target |) / Target] x 100%

TE : Total Error(%) = Bias (%) + 2 x CV (%)

σ (Sigma) = [TEa% - Bias (%)] / CV (%)

Month : 2024 11 Change

Cumulative : from 2021 01 01 to 2024 11 30 Change

[TOP](#)

Reagent Kit	Reagent Code
Medicon	5