

# G6PD 定量檢驗內部品管統計結果及 SDI 分佈圖

選擇 LotNo : BA1116N (2022-04-26 ~ 2100-12-31) Change

[列印圖表](#)

## 檢驗單位 : Lab037

QC Control Lot No.	Control N		Control D	
	BA1116N		BA1116D	
檢驗期間	Month (2024/11)	CUM (2023/10/12~2024/11/29)	Month (2024/11)	CUM (2023/10/12~2024/11/29)
累計點數 (N)	2	26	2	26
累計平均值 (Mean) U/gHb	13.7	13.8	4.4	4.4
累計標準差 (SD)	-	0.4	-	0.2
累計變異係數 (CV) %	-	2.9	-	4.5
目標值 (Target) U/gHb	12.8	12.8	4.2	4.2
總誤差 (TE) %	-	13.6	-	13.9
可容許總誤差 (TEa) %	20	20	20	20
$\sigma$	-	4.2	-	3.4

誤差 (Bias)% =  $\{ [ | \text{累計平均值 (Mean)} - \text{目標值 (Target)} | ] / \text{目標值 (Target)} \} \times 100\%$   
 總誤差 (TE, Total Error)% = 誤差 (Bias)% + 2 × 累計變異係數 (CV)  
 $\sigma$  (Sigma) = (TEa% - 誤差 (Bias)% ) / 累計變異係數 (CV)

月統計 : 2024 11 Change ; 累計期間 (CUM) : 自 2023 10 12 至 2024 11 29 Change

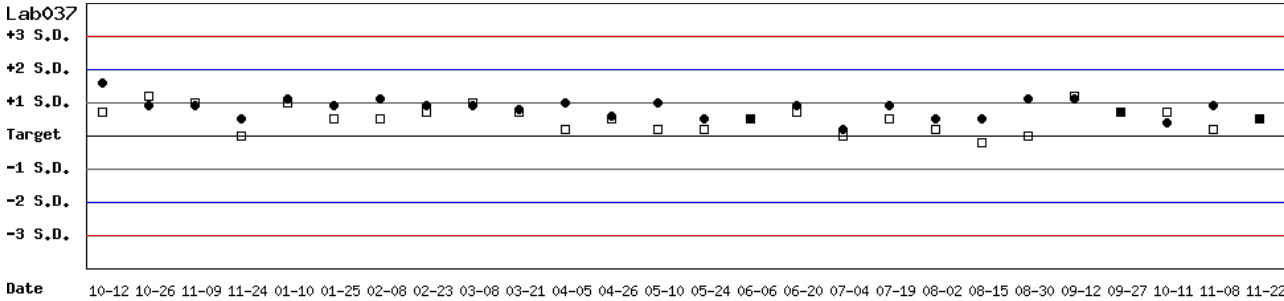
[TOP](#)

## Control N 及 Control D SDI 分佈圖

Lot No.: BA1116N ; 檢驗期間 : 2023-10-12 至 2024-11-29 ; 目標值 (Target) : 12.8 ; 參考標準差 (SD) : 1.28 (●)

Lot No.: BA1116D ; 檢驗期間 : 2023-10-12 至 2024-11-29 ; 目標值 (Target) : 4.2 ; 參考標準差 (SD) : 0.42 (□)

單位 : Lab037



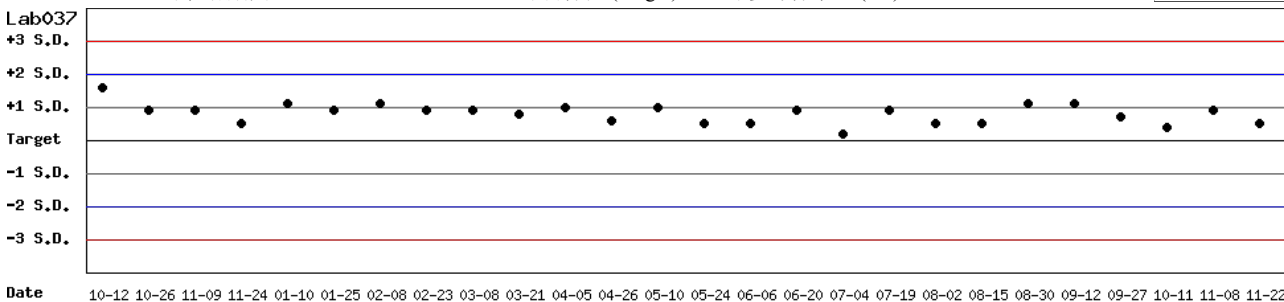
月統計 : 2024 11 Change ; 累計期間 (CUM) : 自 2023 10 12 至 2024 11 29 Change

[TOP](#)

## Control N SDI 分佈圖

Lot No.: BA1116N ; 檢驗期間 : 2023-10-12 至 2024-11-29 ; 目標值 (Target) : 12.8 ; 參考標準差 (SD) : 1.28

單位 : Lab037



月統計 : 2024 11 Change ; 累計期間 (CUM) : 自 2023 10 12 至 2024 11 29 Change

[TOP](#)

# Control D SDI 分佈圖

Lot No.: BA1116D; 檢驗期間: 2023-10-12 至 2024-11-29; 目標值 (Target): 4.2; 參考標準差 (SD): 0.42

單位: Lab037

Lab037

+3 S.D.

+2 S.D.

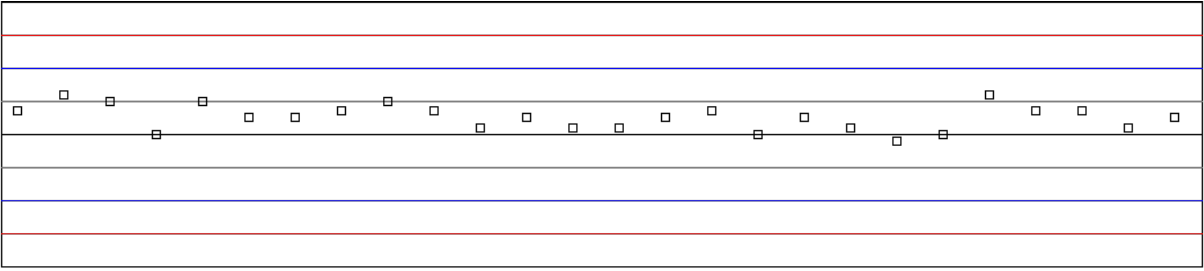
+1 S.D.

Target

-1 S.D.

-2 S.D.

-3 S.D.



Date

10-12 10-26 11-09 11-24 01-10 01-25 02-08 02-23 03-08 03-21 04-05 04-26 05-10 05-24 06-06 06-20 07-04 07-19 08-02 08-15 08-30 09-12 09-27 10-11 11-08 11-22

月統計: 2024 ▾ 11 ▾ Change ; 累計期間 (CUM): 自 2023 ▾ 10 ▾ 12 ▾ 至 2024 ▾ 11 ▾ 29 ▾ Change

[\[TOP\]](#)

# Peer Group Statistics (Table 1)

Select LotNo : BA1116N (2022-04-26 ~ 2100-12-31) Change

Select Reagent Kit : 5 - Medicon Change

[Print Table 1](#)

## Monthly

Month : 2024 11 Change

UnitID	Reagent Kit (Code)	Control N (Lot No.: BA1116N)								Control D (Lot No.: BA1116D)							
		Target (U/gHb)	Mean (U/gHb)	n for Mean	SD	CV (%)	TE (%)	TEa (%)	σ	Target (U/gHb)	Mean (U/gHb)	n for Mean	SD	CV (%)	TE (%)	TEa (%)	σ
<a href="#">Lab018</a>	5	13.6	14.0	9	0.3	2.1	7.2	20	>6	4.3	4.4	9	0.1	2.3	6.9	20	>6
<a href="#">Lab032</a>	5	14.9	13.7	5	0.5	3.6	15.4	20	3.3	5.1	4.2	5	0.2	4.8	27.2	20	0.5
<a href="#">Lab033</a>	5	15.8	15.6	4	1.0	6.4	14.1	20	2.9	4.7	4.5	4	0.5	11.1	26.5	20	1.4
<a href="#">Lab037</a>	5	12.8	13.7	2	-	-	-	20	-	4.2	4.4	2	-	-	-	20	-
<a href="#">Lab052</a>	5	15.3	15.4	4	0.2	1.3	3.3	20	>6	4.6	4.8	4	0.1	2.1	8.5	20	>6
Total	-	-	14.4	24	0.9	6.3	-	-	-	-	4.4	24	0.3	6.8	-	-	-

Bias (%) = [ ( | Mean - Target | ) / Target ] x 100%

TE : Total Error(%) = Bias (%) + 2 × CV (%)

σ (Sigma) = [TEa% - Bias (%) ] / CV (%)

[\[TOP\]](#)

## Cumulative

Cumulative : from 2022 06 01 to 2024 11 30 Change

UnitID	Reagent Kit (Code)	Control N (Lot No.: BA1116N)								Control D (Lot No.: BA1116D)							
		Target (U/gHb)	Mean (U/gHb)	n for Mean	SD	CV (%)	TE (%)	TEa (%)	σ	Target (U/gHb)	Mean (U/gHb)	n for Mean	SD	CV (%)	TE (%)	TEa (%)	σ
<a href="#">Lab018</a>	5	13.6	13.8	122	0.4	2.9	7.3	20	>6	4.3	4.4	122	0.1	2.3	6.9	20	>6
<a href="#">Lab027</a>	5	12.8	14.9	74	0.9	6.0	28.5	20	0.6	4.2	4.9	74	0.4	8.2	33.0	20	0.4
<a href="#">Lab032</a>	5	14.9	13.7	22	0.4	2.9	13.9	20	4.1	5.1	4.2	22	0.2	4.8	27.2	20	0.5
<a href="#">Lab033</a>	5	15.8	15.8	70	0.5	3.2	6.3	20	>6	4.7	4.8	70	0.2	4.2	10.5	20	4.3
<a href="#">Lab037</a>	5	12.8	13.9	30	0.4	2.9	14.3	20	3.9	4.2	4.4	30	0.2	4.5	13.9	20	3.4
<a href="#">Lab052</a>	5	15.3	15.3	5	0.3	2.0	3.9	20	>6	4.6	4.7	5	0.1	2.1	6.4	20	>6
Total	-	-	14.5	327	1.0	6.9	-	-	-	-	4.6	327	0.3	6.5	-	-	-

Bias (%) = [ ( | Mean - Target | ) / Target ] x 100%

TE : Total Error(%) = Bias (%) + 2 × CV (%)

σ (Sigma) = [TEa% - Bias (%) ] / CV (%)

[\[TOP\]](#)

Reagent Kit	Reagent Code
Medicon	5

## Peer Group Statistics (Table 2)

Select LotNo : BA1116N (2022-04-26 ~ 2100-12-31) Change

Select Reagent Kit : 5 - Medicon Change

Print Table 2

### Control N Month vs. Cumulative

		Control N (Lot No.: BA1116N)															
		Month (2024/11)								CUM (2022/06/01~2024/11/30)							
UnitID <span style="font-size: small;">↑</span>	Reagent Kit (Code) <span style="font-size: small;">↑</span>	Target (U/gHb)	Mean (U/gHb)	n for Mean	SD	CV (%)	TE (%)	TEa (%)	σ	Target (U/gHb)	Mean (U/gHb)	n for Mean	SD	CV (%)	TE (%)	TEa (%)	σ
<a href="#">Lab018</a>	5	13.6	14.0	9	0.3	2.1	7.2	20	>6	13.6	13.8	122	0.4	2.9	7.3	20	>6
<a href="#">Lab027</a>	5	12.8	-	0	-	-	-	20	-	12.8	14.9	74	0.9	6.0	28.5	20	0.6
<a href="#">Lab032</a>	5	14.9	13.7	5	0.5	3.6	15.4	20	3.3	14.9	13.7	22	0.4	2.9	13.9	20	4.1
<a href="#">Lab033</a>	5	15.8	15.6	4	1.0	6.4	14.1	20	2.9	15.8	15.8	70	0.5	3.2	6.3	20	>6
<a href="#">Lab037</a>	5	12.8	13.7	2	-	-	-	20	-	12.8	13.9	30	0.4	2.9	14.3	20	3.9
<a href="#">Lab052</a>	5	15.3	15.4	4	0.2	1.3	3.3	20	>6	15.3	15.3	5	0.3	2.0	3.9	20	>6
Total	-	-	14.4	24	0.9	6.3	-	-	-	-	14.5	327	1.0	6.9	-	-	-

Bias (%) = [ ( | Mean - Target | ) / Target ] x 100%

TE : Total Error(%) = Bias (%) + 2 x CV (%)

σ (Sigma) = [TEa% - Bias (%) ] / CV (%)

Month : 2024 v 11 v Change      Cumulative : from 2022 v 06 v 01 v to 2024 v 11 v 30 v Change

[TOP](#)

### Control D Month vs. Cumulative

		Control D (Lot No.: BA1116D)															
		Month (2024/11)								CUM (2022/06/01~2024/11/30)							
UnitID <span style="font-size: small;">↑</span>	Reagent Kit (Code) <span style="font-size: small;">↑</span>	Target (U/gHb)	Mean (U/gHb)	n for Mean	SD	CV (%)	TE (%)	TEa (%)	σ	Target (U/gHb)	Mean (U/gHb)	n for Mean	SD	CV (%)	TE (%)	TEa (%)	σ
<a href="#">Lab018</a>	5	4.3	4.4	9	0.1	2.3	6.9	20	>6	4.3	4.4	122	0.1	2.3	6.9	20	>6
<a href="#">Lab027</a>	5	4.2	-	0	-	-	-	20	-	4.2	4.9	74	0.4	8.2	33.0	20	0.4
<a href="#">Lab032</a>	5	5.1	4.2	5	0.2	4.8	27.2	20	0.5	5.1	4.2	22	0.2	4.8	27.2	20	0.5
<a href="#">Lab033</a>	5	4.7	4.5	4	0.5	11.1	26.5	20	1.4	4.7	4.8	70	0.2	4.2	10.5	20	4.3
<a href="#">Lab037</a>	5	4.2	4.4	2	-	-	-	20	-	4.2	4.4	30	0.2	4.5	13.9	20	3.4
<a href="#">Lab052</a>	5	4.6	4.8	4	0.1	2.1	8.5	20	>6	4.6	4.7	5	0.1	2.1	6.4	20	>6
Total	-	-	4.4	24	0.3	6.8	-	-	-	-	4.6	327	0.3	6.5	-	-	-

Bias (%) = [ ( | Mean - Target | ) / Target ] x 100%

TE : Total Error(%) = Bias (%) + 2 x CV (%)

σ (Sigma) = [TEa% - Bias (%) ] / CV (%)

Month : 2024 v 11 v Change      Cumulative : from 2022 v 06 v 01 v to 2024 v 11 v 30 v Change

[TOP](#)

Reagent Kit	Reagent Code
Medicon	5