

G6PD 定量檢驗內部品管統計結果及 SDI 分佈圖

選擇 LotNo : BA1116N (2022-04-26 ~ 2100-12-31) Change

[列印圖表](#)

檢驗單位 : Lab033

QC Control Lot No.	Control N		Control D	
	BA1116N		BA1116D	
檢驗期間	Month (2024/11)	CUM (2024/06/06~2024/11/29)	Month (2024/11)	CUM (2024/06/06~2024/11/29)
累計點數 (N)	4	26	4	26
累計平均值 (Mean) U/gHb	15.6	15.7	4.5	4.8
累計標準差 (SD)	1.0	0.5	0.5	0.2
累計變異係數 (CV) %	6.4	3.2	11.1	4.2
目標值 (Target) U/gHb	15.8	15.8	4.7	4.7
總誤差 (TE) %	14.1	7.0	26.5	10.5
可容許總誤差 (TEa) %	20	20	20	20
σ	2.9	>6	1.4	4.3

誤差 (Bias)% = $\{ [| \text{累計平均值 (Mean)} - \text{目標值 (Target)} |] / \text{目標值 (Target)} \} \times 100\%$

總誤差 (TE, Total Error)% = 誤差 (Bias)% + 2 × 累計變異係數 (CV)

σ (Sigma) = (TEa% - 誤差 (Bias)%) / 累計變異係數 (CV)

月統計 : 2024 11 Change ; 累計期間 (CUM) : 自 2024 06 06 至 2024 11 29 Change

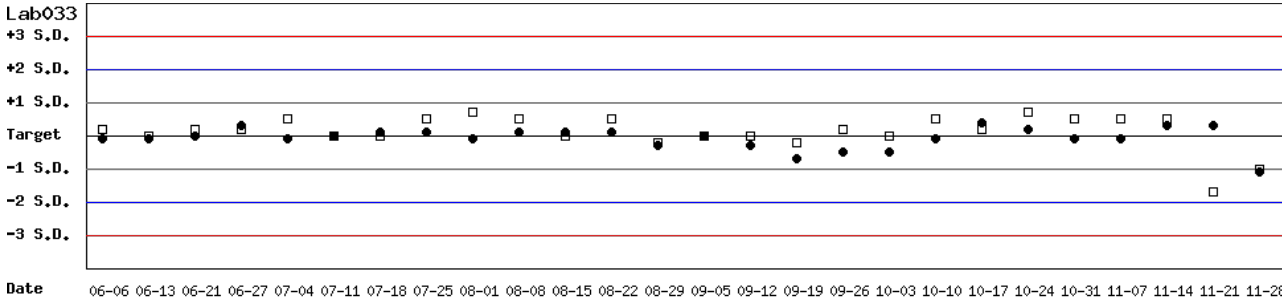
[TOP](#)

Control N 及 Control D SDI 分佈圖

Lot No.: BA1116N ; 檢驗期間 : 2024-06-06 至 2024-11-29 ; 目標值 (Target) : 15.8 ; 參考標準差 (SD) : 1.48 (●)

Lot No.: BA1116D ; 檢驗期間 : 2024-06-06 至 2024-11-29 ; 目標值 (Target) : 4.7 ; 參考標準差 (SD) : 0.42 (□)

單位 : Lab033



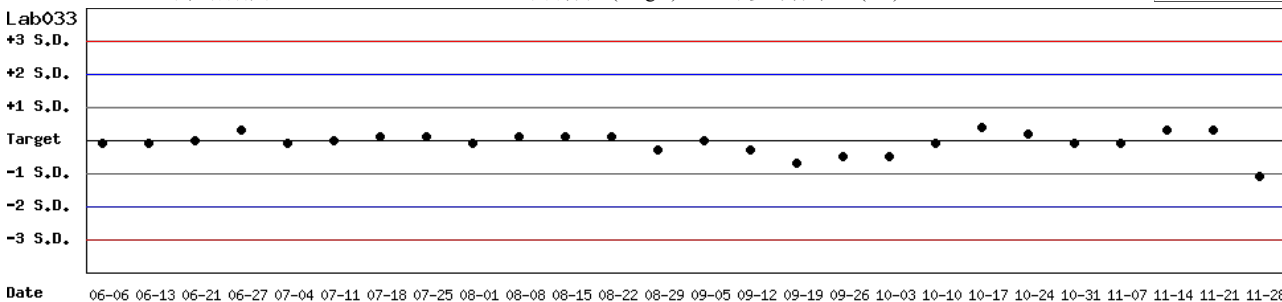
月統計 : 2024 11 Change ; 累計期間 (CUM) : 自 2024 06 06 至 2024 11 29 Change

[TOP](#)

Control N SDI 分佈圖

Lot No.: BA1116N ; 檢驗期間 : 2024-06-06 至 2024-11-29 ; 目標值 (Target) : 15.8 ; 參考標準差 (SD) : 1.48

單位 : Lab033



月統計 : 2024 11 Change ; 累計期間 (CUM) : 自 2024 06 06 至 2024 11 29 Change

[TOP](#)

Control D SDI 分佈圖

Lot No.: BA1116D; 檢驗期間: 2024-06-06 至 2024-11-29; 目標值 (Target): 4.7; 參考標準差 (SD): 0.42

單位: Lab033

Lab033

+3 S.D.

+2 S.D.

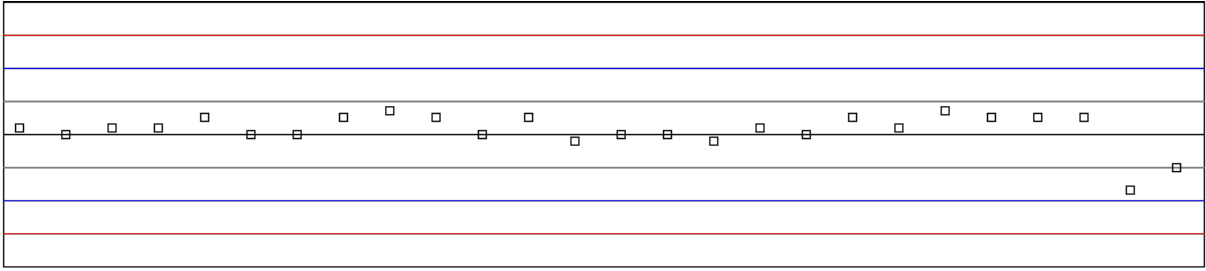
+1 S.D.

Target

-1 S.D.

-2 S.D.

-3 S.D.



Date

06-06 06-13 06-21 06-27 07-04 07-11 07-18 07-25 08-01 08-08 08-15 08-22 08-29 09-05 09-12 09-19 09-26 10-03 10-10 10-17 10-24 10-31 11-07 11-14 11-21 11-28

月統計: 2024 ▾ 11 ▾ Change ; 累計期間 (CUM): 自 2024 ▾ 06 ▾ 06 ▾ 至 2024 ▾ 11 ▾ 29 ▾ Change

[\[TOP\]](#)

Peer Group Statistics (Table 1)

Select LotNo : BA1116N (2022-04-26 ~ 2100-12-31) Change

Select Reagent Kit : 5 - Medicon Change

[Print Table 1](#)

Monthly

Month : 2024 11 Change

UnitID	Reagent Kit (Code)	Control N (Lot No.: BA1116N)								Control D (Lot No.: BA1116D)							
		Target (U/gHb)	Mean (U/gHb)	n for Mean	SD	CV (%)	TE (%)	TEa (%)	σ	Target (U/gHb)	Mean (U/gHb)	n for Mean	SD	CV (%)	TE (%)	TEa (%)	σ
Lab018	5	13.6	14.0	9	0.3	2.1	7.2	20	>6	4.3	4.4	9	0.1	2.3	6.9	20	>6
Lab032	5	14.9	13.7	5	0.5	3.6	15.4	20	3.3	5.1	4.2	5	0.2	4.8	27.2	20	0.5
Lab033	5	15.8	15.6	4	1.0	6.4	14.1	20	2.9	4.7	4.5	4	0.5	11.1	26.5	20	1.4
Lab037	5	12.8	13.7	2	-	-	-	20	-	4.2	4.4	2	-	-	-	20	-
Lab052	5	15.3	15.4	4	0.2	1.3	3.3	20	>6	4.6	4.8	4	0.1	2.1	8.5	20	>6
Total	-	-	14.4	24	0.9	6.3	-	-	-	-	4.4	24	0.3	6.8	-	-	-

Bias (%) = [(| Mean - Target |) / Target] x 100%

TE : Total Error(%) = Bias (%) + 2 × CV (%)

σ (Sigma) = [TEa% - Bias (%)] / CV (%)

[\[TOP\]](#)

Cumulative

Cumulative : from 2022 06 01 to 2024 11 30 Change

UnitID	Reagent Kit (Code)	Control N (Lot No.: BA1116N)								Control D (Lot No.: BA1116D)							
		Target (U/gHb)	Mean (U/gHb)	n for Mean	SD	CV (%)	TE (%)	TEa (%)	σ	Target (U/gHb)	Mean (U/gHb)	n for Mean	SD	CV (%)	TE (%)	TEa (%)	σ
Lab018	5	13.6	13.8	122	0.4	2.9	7.3	20	>6	4.3	4.4	122	0.1	2.3	6.9	20	>6
Lab027	5	12.8	14.9	74	0.9	6.0	28.5	20	0.6	4.2	4.9	74	0.4	8.2	33.0	20	0.4
Lab032	5	14.9	13.7	22	0.4	2.9	13.9	20	4.1	5.1	4.2	22	0.2	4.8	27.2	20	0.5
Lab033	5	15.8	15.8	70	0.5	3.2	6.3	20	>6	4.7	4.8	70	0.2	4.2	10.5	20	4.3
Lab037	5	12.8	13.9	30	0.4	2.9	14.3	20	3.9	4.2	4.4	30	0.2	4.5	13.9	20	3.4
Lab052	5	15.3	15.3	5	0.3	2.0	3.9	20	>6	4.6	4.7	5	0.1	2.1	6.4	20	>6
Total	-	-	14.5	327	1.0	6.9	-	-	-	-	4.6	327	0.3	6.5	-	-	-

Bias (%) = [(| Mean - Target |) / Target] x 100%

TE : Total Error(%) = Bias (%) + 2 × CV (%)

σ (Sigma) = [TEa% - Bias (%)] / CV (%)

[\[TOP\]](#)

Reagent Kit	Reagent Code
Medicon	5

Peer Group Statistics (Table 2)

Select LotNo : BA1116N (2022-04-26 ~ 2100-12-31) ▼ Change

Select Reagent Kit : 5 - Medicon ▼ Change

Print Table 2

Control N Month vs. Cumulative

		Control N (Lot No.: BA1116N)															
		Month (2024/11)								CUM (2022/06/01~2024/11/30)							
UnitID ↑	Reagent Kit (Code) ↑	Target (U/gHb)	Mean (U/gHb)	n for Mean	SD	CV (%)	TE (%)	TEa (%)	σ	Target (U/gHb)	Mean (U/gHb)	n for Mean	SD	CV (%)	TE (%)	TEa (%)	σ
Lab018	5	13.6	14.0	9	0.3	2.1	7.2	20	>6	13.6	13.8	122	0.4	2.9	7.3	20	>6
Lab027	5	12.8	-	0	-	-	-	20	-	12.8	14.9	74	0.9	6.0	28.5	20	0.6
Lab032	5	14.9	13.7	5	0.5	3.6	15.4	20	3.3	14.9	13.7	22	0.4	2.9	13.9	20	4.1
Lab033	5	15.8	15.6	4	1.0	6.4	14.1	20	2.9	15.8	15.8	70	0.5	3.2	6.3	20	>6
Lab037	5	12.8	13.7	2	-	-	-	20	-	12.8	13.9	30	0.4	2.9	14.3	20	3.9
Lab052	5	15.3	15.4	4	0.2	1.3	3.3	20	>6	15.3	15.3	5	0.3	2.0	3.9	20	>6
Total	-	-	14.4	24	0.9	6.3	-	-	-	-	14.5	327	1.0	6.9	-	-	-

Bias (%) = [(| Mean - Target |) / Target] x 100%

TE : Total Error(%) = Bias (%) + 2 × CV (%)

σ (Sigma) = [TEa% - Bias (%)] / CV (%)

Month : 2024 ▼ 11 ▼ Change Cumulative : from 2022 ▼ 06 ▼ 01 ▼ to 2024 ▼ 11 ▼ 30 ▼ Change

[TOP](#)

Control D Month vs. Cumulative

		Control D (Lot No.: BA1116D)															
		Month (2024/11)								CUM (2022/06/01~2024/11/30)							
UnitID ↑	Reagent Kit (Code) ↑	Target (U/gHb)	Mean (U/gHb)	n for Mean	SD	CV (%)	TE (%)	TEa (%)	σ	Target (U/gHb)	Mean (U/gHb)	n for Mean	SD	CV (%)	TE (%)	TEa (%)	σ
Lab018	5	4.3	4.4	9	0.1	2.3	6.9	20	>6	4.3	4.4	122	0.1	2.3	6.9	20	>6
Lab027	5	4.2	-	0	-	-	-	20	-	4.2	4.9	74	0.4	8.2	33.0	20	0.4
Lab032	5	5.1	4.2	5	0.2	4.8	27.2	20	0.5	5.1	4.2	22	0.2	4.8	27.2	20	0.5
Lab033	5	4.7	4.5	4	0.5	11.1	26.5	20	1.4	4.7	4.8	70	0.2	4.2	10.5	20	4.3
Lab037	5	4.2	4.4	2	-	-	-	20	-	4.2	4.4	30	0.2	4.5	13.9	20	3.4
Lab052	5	4.6	4.8	4	0.1	2.1	8.5	20	>6	4.6	4.7	5	0.1	2.1	6.4	20	>6
Total	-	-	4.4	24	0.3	6.8	-	-	-	-	4.6	327	0.3	6.5	-	-	-

Bias (%) = [(| Mean - Target |) / Target] x 100%

TE : Total Error(%) = Bias (%) + 2 × CV (%)

σ (Sigma) = [TEa% - Bias (%)] / CV (%)

Month : 2024 ▼ 11 ▼ Change Cumulative : from 2022 ▼ 06 ▼ 01 ▼ to 2024 ▼ 11 ▼ 30 ▼ Change

[TOP](#)

Reagent Kit	Reagent Code
Medicon	5