

# QC Chart of Internal Quality Control (IQC) for G6PD Quantitative Test

Select LotNo : BA1116N (2022-04-26 ~ 2100-12-31) v Change

[Print Table](#)

## Lab032

QC Control Lot No.	Control N		Control D	
	BA1116N		BA1116D	
Duration of the Analyzing	Month (2024/08)	CUM (2024/03/08~2024/08/31)	Month (2024/08)	CUM (2024/03/08~2024/08/31)
Runs (N)	5	13	5	13
Mean (U/gHb)	13.7	13.8	4.2	4.3
SD	0.5	0.3	0.2	0.2
CV (%)	3.6	2.2	4.8	4.7
Target Value (U/gHb)	14.9	14.9	5.1	5.1
Total Error (%)	15.4	11.7	27.2	25.0
TEa (%)	20	20	20	20
$\sigma$	3.3	5.7	0.5	0.9

Bias (%) = [ ( | Mean - Target | ) / Target ] x 100%  
 TE : Total Error(%) = Bias (%) + 2 x CV (%)  
 $\sigma$  (Sigma) = [ TEa% - Bias (%) ] / CV (%)

Month : 2024 v 08 v Change ; Cumulative : from 2024 v 03 v 08 v to 2024 v 08 v 31 v Change

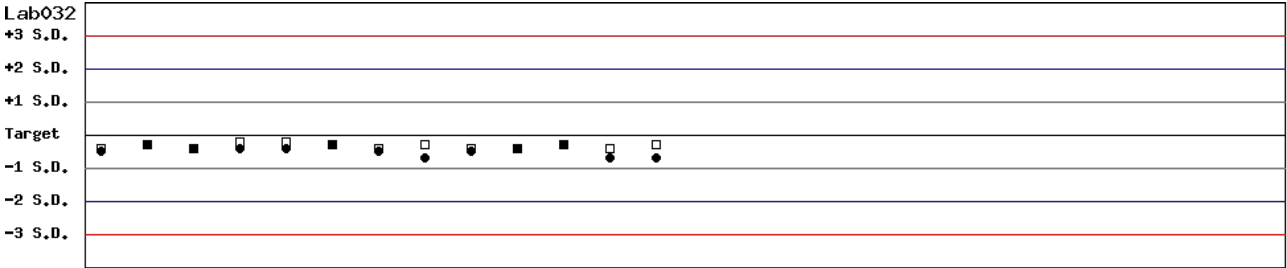
[TOP](#)

## Control N and Control D SDI QC Chart

Lot No.: BA1116N ; Duration : 2024-03-08 to 2024-08-31 ; Target : 14.9 ; SD : 2.30 (●)

Lot No.: BA1116D ; Duration : 2024-03-08 to 2024-08-31 ; Target : 5.1 ; SD : 2.50 (□)

Lab032



Date 03-08 03-15 03-22 03-29 07-05 07-12 07-19 07-26 08-02 08-09 08-16 08-23 08-30

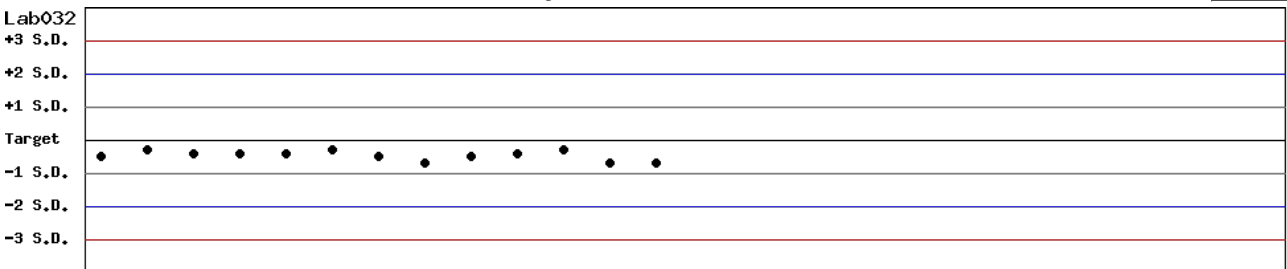
Month : 2024 v 08 v Change ; Cumulative : from 2024 v 03 v 08 v to 2024 v 08 v 31 v Change

[TOP](#)

## Control N SDI QC Chart

Lot No.: BA1116N ; Duration : 2024-03-08 to 2024-08-31 ; Target : 14.9 ; SD : 2.30

Lab032



Date 03-08 03-15 03-22 03-29 07-05 07-12 07-19 07-26 08-02 08-09 08-16 08-23 08-30


Month : 2024 v 08 v Change ; Cumulative : from 2024 v 03 v 08 v to 2024 v 08 v 31 v Change

[TOP](#)

**Control D SDI QC Chart**

Lot No.: BA1116D ; Duration : 2024-03-08 to 2024-08-31 ; Target : 5.1 ; SD : 2.50

Lab032



Date 03-08 03-15 03-22 03-29 07-05 07-12 07-19 07-26 08-02 08-09 08-16 08-23 08-30

Month : 2024 ▾ 08 ▾ Change ; Cumulative : from 2024 ▾ 03 ▾ 08 ▾ to 2024 ▾ 08 ▾ 31 ▾ Change

[TOP](#)

# Peer Group Statistics (Table 1)

Select LotNo : BA1116N (2022-04-26 ~ 2100-12-31) Change

Select Reagent Kit : 5 - Medicon Change

[Print Table 1](#)

## Monthly

Month : 2024 08 Change

UnitID	Reagent Kit (Code)	Control N (Lot No.: BA1116N)								Control D (Lot No.: BA1116D)							
		Target (U/gHb)	Mean (U/gHb)	n for Mean	SD	CV (%)	TE (%)	TEa (%)	σ	Target (U/gHb)	Mean (U/gHb)	n for Mean	SD	CV (%)	TE (%)	TEa (%)	σ
<a href="#">Lab032</a>	5	14.9	13.7	5	0.5	3.6	15.4	20	3.3	5.1	4.2	5	0.2	4.8	27.2	20	0.5
<a href="#">Lab033</a>	5	15.8	15.8	5	0.3	1.9	3.8	20	>6	4.7	4.8	5	0.2	4.2	10.5	20	4.3
<a href="#">Lab037</a>	5	12.8	13.7	3	0.5	3.6	14.3	20	3.6	4.2	4.2	3	0.1	2.4	4.8	20	>6
Total	-	-	14.5	13	1.1	7.6	-	-	-	-	4.5	13	0.3	6.7	-	-	-

Bias (%) = [ ( | Mean - Target | ) / Target ] x 100%

TE : Total Error(%) = Bias (%) + 2 × CV (%)

σ (Sigma) = [TEa% - Bias (%) ] / CV (%)

[TOP](#)

## Cumulative

Cumulative : from 2022 06 01 to 2024 08 31 Change

UnitID	Reagent Kit (Code)	Control N (Lot No.: BA1116N)								Control D (Lot No.: BA1116D)							
		Target (U/gHb)	Mean (U/gHb)	n for Mean	SD	CV (%)	TE (%)	TEa (%)	σ	Target (U/gHb)	Mean (U/gHb)	n for Mean	SD	CV (%)	TE (%)	TEa (%)	σ
<a href="#">Lab018</a>	5	13.6	13.8	113	0.4	2.9	7.3	20	>6	4.3	4.4	113	0.1	2.3	6.9	20	>6
<a href="#">Lab027</a>	5	12.8	14.9	74	0.9	6.0	28.5	20	0.6	4.2	4.9	74	0.4	8.2	33.0	20	0.4
<a href="#">Lab032</a>	5	14.9	13.8	13	0.3	2.2	11.7	20	5.7	5.1	4.3	13	0.2	4.7	25.0	20	0.9
<a href="#">Lab033</a>	5	15.8	15.8	57	0.5	3.2	6.3	20	>6	4.7	4.8	57	0.2	4.2	10.5	20	4.3
<a href="#">Lab037</a>	5	12.8	13.9	25	0.4	2.9	14.3	20	3.9	4.2	4.4	25	0.2	4.5	13.9	20	3.4
Total	-	-	14.5	282	1.0	6.9	-	-	-	-	4.6	282	0.3	6.5	-	-	-

Bias (%) = [ ( | Mean - Target | ) / Target ] x 100%

TE : Total Error(%) = Bias (%) + 2 × CV (%)

σ (Sigma) = [TEa% - Bias (%) ] / CV (%)

[TOP](#)

Reagent Kit	Reagent Code
Medicon	5

## Peer Group Statistics (Table 2)

Select LotNo : BA1116N (2022-04-26 ~ 2100-12-31) Change

Select Reagent Kit : 5 - Medicon Change

Print Table 2

### Control N Month vs. Cumulative

		Control N (Lot No.: BA1116N)															
		Month (2024/08)								CUM (2022/06/01~2024/08/31)							
UnitID <span style="font-size: small;">↑</span>	Reagent Kit (Code) <span style="font-size: small;">↑</span>	Target (U/gHb)	Mean (U/gHb)	n for Mean	SD	CV (%)	TE (%)	TEa (%)	σ	Target (U/gHb)	Mean (U/gHb)	n for Mean	SD	CV (%)	TE (%)	TEa (%)	σ
<a href="#">Lab018</a>	5	13.6	-	0	-	-	-	20	-	13.6	13.8	113	0.4	2.9	7.3	20	>6
<a href="#">Lab027</a>	5	12.8	-	0	-	-	-	20	-	12.8	14.9	74	0.9	6.0	28.5	20	0.6
<a href="#">Lab032</a>	5	14.9	13.7	5	0.5	3.6	15.4	20	3.3	14.9	13.8	13	0.3	2.2	11.7	20	5.7
<a href="#">Lab033</a>	5	15.8	15.8	5	0.3	1.9	3.8	20	>6	15.8	15.8	57	0.5	3.2	6.3	20	>6
<a href="#">Lab037</a>	5	12.8	13.7	3	0.5	3.6	14.3	20	3.6	12.8	13.9	25	0.4	2.9	14.3	20	3.9
<b>Total</b>	-	-	14.5	13	1.1	7.6	-	-	-	-	14.5	282	1.0	6.9	-	-	-

Bias (%) = [ ( | Mean - Target | ) / Target ] x 100%

TE : Total Error(%) = Bias (%) + 2 × CV (%)

σ (Sigma) = [TEa% - Bias (%) ] / CV (%)

Month : 2024 ▼ 08 ▼ Change    Cumulative : from 2022 ▼ 06 ▼ 01 ▼ to 2024 ▼ 08 ▼ 31 ▼ Change

[\[TOP\]](#)

### Control D Month vs. Cumulative

		Control D (Lot No.: BA1116D)															
		Month (2024/08)								CUM (2022/06/01~2024/08/31)							
UnitID <span style="font-size: small;">↑</span>	Reagent Kit (Code) <span style="font-size: small;">↑</span>	Target (U/gHb)	Mean (U/gHb)	n for Mean	SD	CV (%)	TE (%)	TEa (%)	σ	Target (U/gHb)	Mean (U/gHb)	n for Mean	SD	CV (%)	TE (%)	TEa (%)	σ
<a href="#">Lab018</a>	5	4.3	-	0	-	-	-	20	-	4.3	4.4	113	0.1	2.3	6.9	20	>6
<a href="#">Lab027</a>	5	4.2	-	0	-	-	-	20	-	4.2	4.9	74	0.4	8.2	33.0	20	0.4
<a href="#">Lab032</a>	5	5.1	4.2	5	0.2	4.8	27.2	20	0.5	5.1	4.3	13	0.2	4.7	25.0	20	0.9
<a href="#">Lab033</a>	5	4.7	4.8	5	0.2	4.2	10.5	20	4.3	4.7	4.8	57	0.2	4.2	10.5	20	4.3
<a href="#">Lab037</a>	5	4.2	4.2	3	0.1	2.4	4.8	20	>6	4.2	4.4	25	0.2	4.5	13.9	20	3.4
<b>Total</b>	-	-	4.5	13	0.3	6.7	-	-	-	-	4.6	282	0.3	6.5	-	-	-

Bias (%) = [ ( | Mean - Target | ) / Target ] x 100%

TE : Total Error(%) = Bias (%) + 2 × CV (%)

σ (Sigma) = [TEa% - Bias (%) ] / CV (%)

Month : 2024 ▼ 08 ▼ Change    Cumulative : from 2022 ▼ 06 ▼ 01 ▼ to 2024 ▼ 08 ▼ 31 ▼ Change

[\[TOP\]](#)

Reagent Kit	Reagent Code
Medicon	5