

Summary Report of IQC program for G6PD Quantitative Test - Medicon Group - February 2024 -

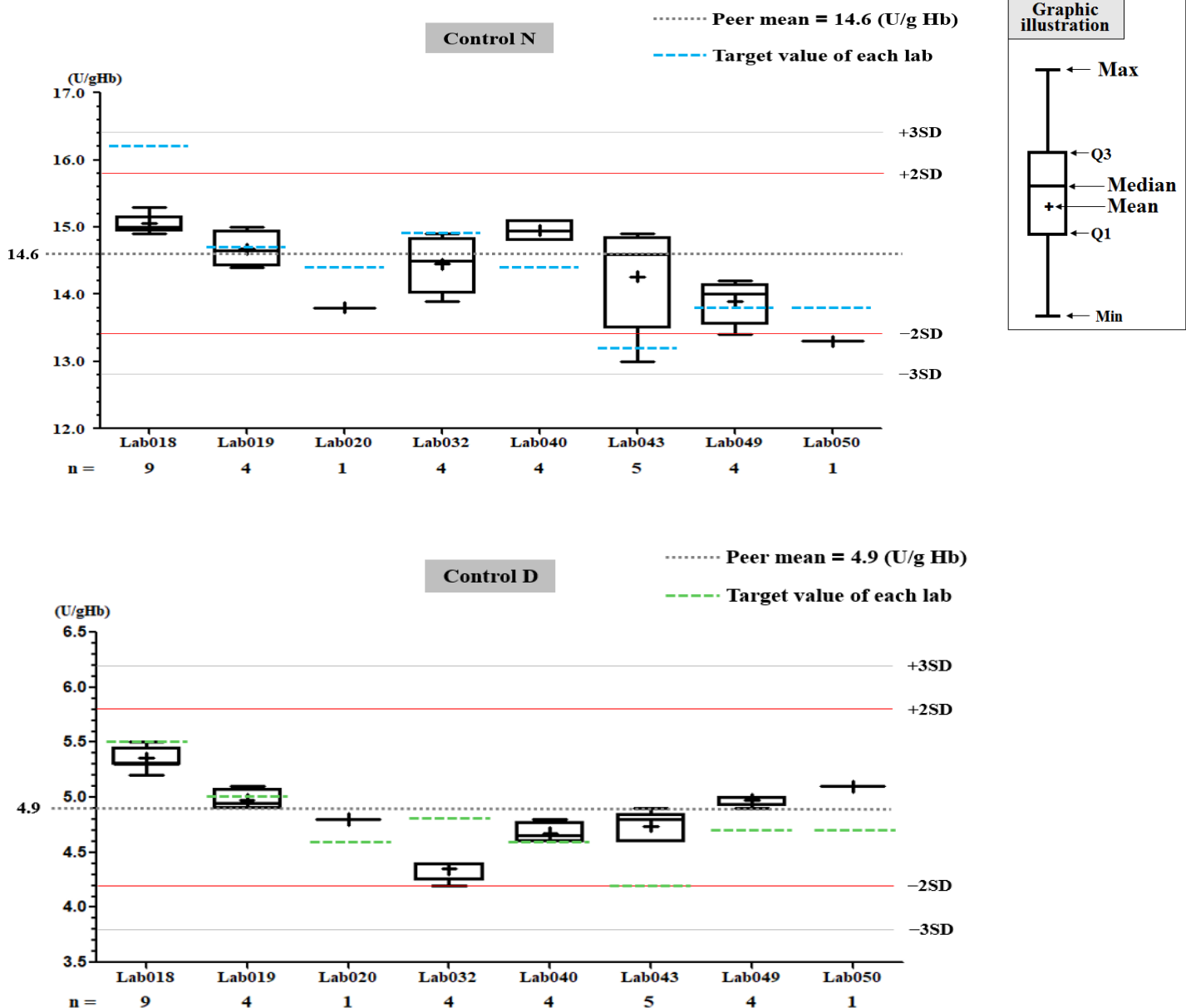
I. The statistic results of all laboratories in this month

G6PD	Control N (Lot No.:BJ0922N)	Control D (Lot No.: BJ0922D)
Labs	8	8
Received results number (n)	32	32
Median	14.8 (U/g Hb)	4.9 (U/g Hb)
Mean	14.6 (U/g Hb)	4.9 (U/g Hb)
SD	0.6	0.3
CV	4.1%	6.1%
Range of G6PD	13.0 ~ 15.3 (U/g Hb)	4.2 ~ 5.5 (U/g Hb)
Range of Hb	2.1 ~ 2.7 (g/dL)	1.9 ~ 2.2 (g/dL)

*The statistic results are calculated from all labs reported in this month

** G6PD Method = Medicon reagent kit, 37°C

II. The distribution of G6PD reported for each lab in this survey



QC Chart of Internal Quality Control (IQC) for G6PD Quantitative Test

Select LotNo : BJ0922N (2021-01-01 ~ 2100-12-31) Change

[Print Table](#)

Lab043

QC Control Lot No.	Control N		Control D	
	BJ0922N		BJ0922D	
Duration of the Analyzing	Month (2024/02)	CUM (2023/09/14~2024/02/29)	Month (2024/02)	CUM (2023/09/14~2024/02/29)
Runs (N)	5	26	5	26
Mean (U/gHb)	14.3	14.2	4.7	4.8
SD	0.8	0.5	0.1	0.1
CV (%)	5.6	3.5	2.1	2.1
Target Value (U/gHb)	13.2	13.2	4.2	4.2
Total Error (%)	19.5	14.6	16.2	18.5
TEa (%)	20	20	20	20
σ	2.1	3.5	3.9	2.7

Bias (%) = $(| \text{Mean} - \text{Target} |) / \text{Target} \times 100\%$
 TE : Total Error(%) = Bias (%) + 2 × CV (%)
 σ (Sigma) = [TEa% - Bias (%)] / CV (%)

Month : 2024 02 Change ; Cumulative : from 2023 09 14 to 2024 02 29 Change

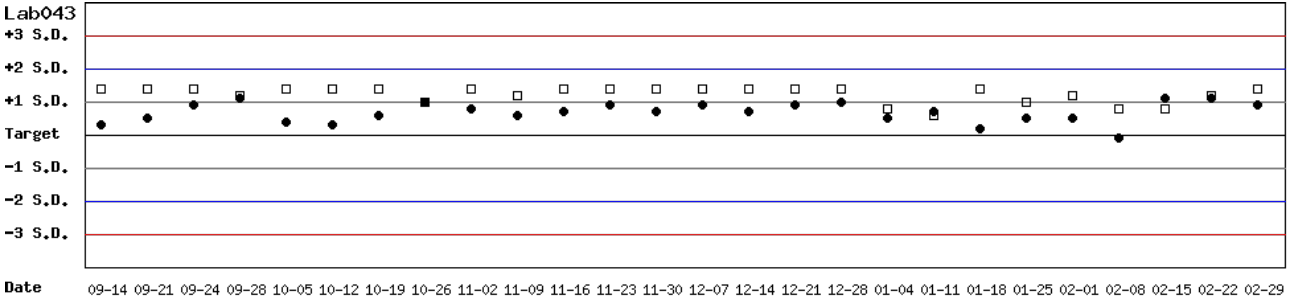
[TOP](#)

Control N and Control D SDI QC Chart

Lot No.: BJ0922N ; Duration : 2023-09-14 to 2024-02-29 ; Target : 13.2 ; SD : 1.50 (●)

Lot No.: BJ0922D ; Duration : 2023-09-14 to 2024-02-29 ; Target : 4.2 ; SD : 0.50 (□)

Lab043



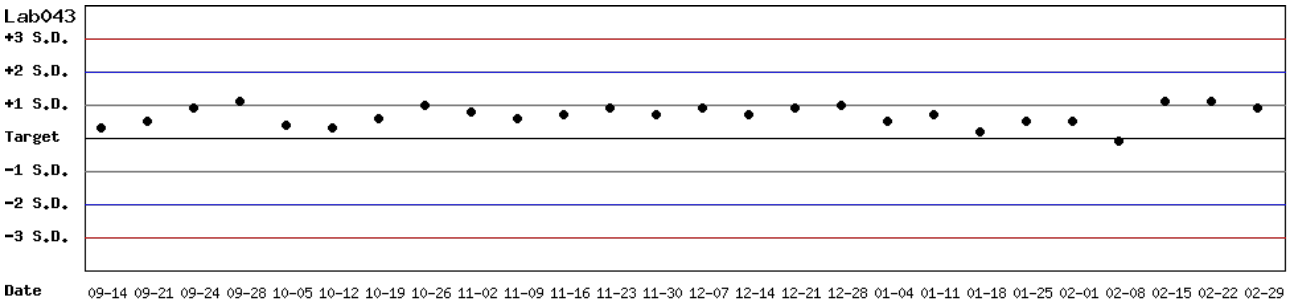
Month : 2024 02 Change ; Cumulative : from 2023 09 14 to 2024 02 29 Change

[TOP](#)

Control N SDI QC Chart

Lot No.: BJ0922N ; Duration : 2023-09-14 to 2024-02-29 ; Target : 13.2 ; SD : 1.50

Lab043



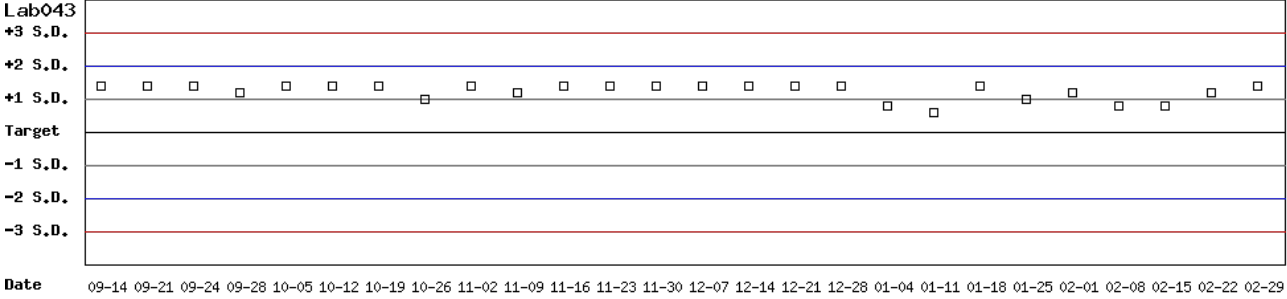
Month : 2024 02 Change ; Cumulative : from 2023 09 14 to 2024 02 29 Change

[TOP](#)

Control D SDI QC Chart

Lot No.: BJ0922D ; Duration : 2023-09-14 to 2024-02-29 ; Target : 4.2 ; SD : 0.50

Lab043



Month : ; Cumulative : from to

[\[TOP\]](#)

Peer Group Statistics (Table 1)

Select LotNo : BJ0922N (2021-01-01 ~ 2100-12-31)

Select Reagent Kit : 5 - Medicon

Monthly

Month : 2024 02

UnitID <input type="button" value="↑"/>	Reagent Kit (Code) <input type="button" value="↑"/>	Control N (Lot No.: BJ0922N)								Control D (Lot No.: BJ0922D)							
		Target (U/gHb)	Mean (U/gHb)	n for Mean	SD	CV (%)	TE (%)	TEa (%)	σ	Target (U/gHb)	Mean (U/gHb)	n for Mean	SD	CV (%)	TE (%)	TEa (%)	σ
Lab018	5	16.2	15.1	9	0.1	0.7	8.1	20	>6	5.5	5.4	9	0.1	1.9	5.5	20	>6
Lab019	5	14.7	14.7	4	0.3	2.0	4.1	20	>6	5.0	5.0	4	0.1	2.0	4.0	20	>6
Lab020	5	14.4	13.8	1	-	-	-	20	-	4.6	4.8	1	-	-	-	20	-
Lab032	5	14.9	14.5	4	0.4	2.8	8.2	20	>6	4.8	4.4	4	0.1	2.3	12.9	20	5.1
Lab040	5	14.4	15.0	4	0.2	1.3	6.8	20	>6	4.6	4.7	4	0.1	2.1	6.4	20	>6
Lab043	5	13.2	14.3	5	0.8	5.6	19.5	20	2.1	4.2	4.7	5	0.1	2.1	16.2	20	3.9
Lab049	5	13.8	13.9	4	0.3	2.2	5.0	20	>6	4.7	5.0	4	0.1	2.0	10.4	20	>6
Lab050	5	13.8	13.3	1	-	-	-	20	-	4.7	5.1	1	-	-	-	20	-
Total	-	-	14.6	32	0.6	4.1	-	-	-	-	4.9	32	0.3	6.1	-	-	-

Bias (%) = [(| Mean - Target |) / Target] x 100%

TE : Total Error(%) = Bias (%) + 2 × CV (%)

σ (Sigma) = [TEa% - Bias (%)] / CV (%)

[\[TOP\]](#)

Cumulative

Cumulative : from 2021 01 01 to 2024 02 29

UnitID <input type="button" value="↑"/>	Reagent Kit (Code) <input type="button" value="↑"/>	Control N (Lot No.: BJ0922N)								Control D (Lot No.: BJ0922D)							
		Target (U/gHb)	Mean (U/gHb)	n for Mean	SD	CV (%)	TE (%)	TEa (%)	σ	Target (U/gHb)	Mean (U/gHb)	n for Mean	SD	CV (%)	TE (%)	TEa (%)	σ
Lab018	5	16.2	15.3	53	0.5	3.3	12.1	20	4.4	5.5	5.4	53	0.1	1.9	5.5	20	>6
Lab019	5	14.7	14.5	101	0.6	4.1	9.6	20	4.5	5.0	4.8	101	0.3	6.3	16.5	20	2.5
Lab020	5	14.4	14.4	81	0.5	3.5	6.9	20	5.7	4.6	4.7	81	0.2	4.3	10.7	20	4.1
Lab022	5	14.4	14.4	27	0.5	3.5	6.9	20	5.7	4.6	4.7	27	0.3	6.4	14.9	20	2.8
Lab028	5	15.2	15.1	34	1.1	7.3	15.2	20	2.6	4.9	4.9	34	0.3	6.1	12.2	20	3.3
Lab032	5	14.9	14.3	152	0.4	2.8	9.6	20	5.7	4.8	4.5	152	0.2	4.4	15.1	20	3.1
Lab033	5	13.8	13.6	81	0.7	5.1	11.7	20	3.6	4.7	4.6	81	0.3	6.5	15.2	20	2.7
Lab037	5	13.8	14.5	59	0.5	3.4	12.0	20	4.4	4.7	4.7	59	0.2	4.3	8.5	20	4.7
Lab040	5	14.4	14.8	92	0.3	2.0	6.8	20	>6	4.6	4.6	92	0.1	2.2	4.3	20	>6
Lab043	5	13.2	13.9	128	1.1	7.9	21.1	20	1.9	4.2	4.6	128	0.4	8.7	26.9	20	1.2
Lab049	5	13.8	14.4	198	0.6	4.2	12.7	20	3.7	4.7	4.7	198	0.3	6.4	12.8	20	3.1
Lab050	5	13.8	14.1	7	0.9	6.4	14.9	20	2.8	4.7	5.4	7	0.4	7.4	29.7	20	0.7
Total	-	-	14.4	1013	0.8	5.6	-	-	-	-	4.7	1013	0.3	6.4	-	-	-

Bias (%) = [(| Mean - Target |) / Target] x 100%

TE : Total Error(%) = Bias (%) + 2 × CV (%)

σ (Sigma) = [TEa% - Bias (%)] / CV (%)

[\[TOP\]](#)

Reagent Kit	Reagent Code
Medicon	5

Peer Group Statistics (Table 2)

Select LotNo : BJ0922N (2021-01-01 ~ 2100-12-31) Change

Select Reagent Kit : 5 - Medicon Change

[Print Table 2](#)

Control N Month vs. Cumulative

		Control N (Lot No.: BJ0922N)															
		Month (2024/02)									CUM (2021/01/01~2024/02/29)						
UnitID ↑	Reagent Kit (Code) ↑	Target (U/gHb)	Mean (U/gHb)	n for Mean	SD	CV (%)	TE (%)	TEa (%)	σ	Target (U/gHb)	Mean (U/gHb)	n for Mean	SD	CV (%)	TE (%)	TEa (%)	σ
Lab018	5	16.2	15.1	9	0.1	0.7	8.1	20	>6	16.2	15.3	53	0.5	3.3	12.1	20	4.4
Lab019	5	14.7	14.7	4	0.3	2.0	4.1	20	>6	14.7	14.5	101	0.6	4.1	9.6	20	4.5
Lab020	5	14.4	13.8	1	-	-	-	20	-	14.4	14.4	81	0.5	3.5	6.9	20	5.7
Lab022	5	14.4	-	0	-	-	-	20	-	14.4	14.4	27	0.5	3.5	6.9	20	5.7
Lab028	5	15.2	-	0	-	-	-	20	-	15.2	15.1	34	1.1	7.3	15.2	20	2.6
Lab032	5	14.9	14.5	4	0.4	2.8	8.2	20	>6	14.9	14.3	152	0.4	2.8	9.6	20	5.7
Lab033	5	13.8	-	0	-	-	-	20	-	13.8	13.6	81	0.7	5.1	11.7	20	3.6
Lab037	5	13.8	-	0	-	-	-	20	-	13.8	14.5	59	0.5	3.4	12.0	20	4.4
Lab040	5	14.4	15.0	4	0.2	1.3	6.8	20	>6	14.4	14.8	92	0.3	2.0	6.8	20	>6
Lab043	5	13.2	14.3	5	0.8	5.6	19.5	20	2.1	13.2	13.9	128	1.1	7.9	21.1	20	1.9
Lab049	5	13.8	13.9	4	0.3	2.2	5.0	20	>6	13.8	14.4	198	0.6	4.2	12.7	20	3.7
Lab050	5	13.8	13.3	1	-	-	-	20	-	13.8	14.1	7	0.9	6.4	14.9	20	2.8
Total	-	-	14.6	32	0.6	4.1	-	-	-	-	14.4	1013	0.8	5.6	-	-	-

Bias (%) = [(| Mean - Target |) / Target] x 100%
 TE : Total Error(%) = Bias (%) + 2 x CV (%)
 σ (Sigma) = [TEa% - Bias (%)] / CV (%)

Month : 2024 02 Change

Cumulative : from 2021 01 01 to 2024 02 29 Change

[TOP](#)

Control D Month vs. Cumulative

		Control D (Lot No.: BJ0922D)															
		Month (2024/02)									CUM (2021/01/01~2024/02/29)						
UnitID ↑	Reagent Kit (Code) ↑	Target (U/gHb)	Mean (U/gHb)	n for Mean	SD	CV (%)	TE (%)	TEa (%)	σ	Target (U/gHb)	Mean (U/gHb)	n for Mean	SD	CV (%)	TE (%)	TEa (%)	σ
Lab018	5	5.5	5.4	9	0.1	1.9	5.5	20	>6	5.5	5.4	53	0.1	1.9	5.5	20	>6
Lab019	5	5.0	5.0	4	0.1	2.0	4.0	20	>6	5.0	4.8	101	0.3	6.3	16.5	20	2.5
Lab020	5	4.6	4.8	1	-	-	-	20	-	4.6	4.7	81	0.2	4.3	10.7	20	4.1
Lab022	5	4.6	-	0	-	-	-	20	-	4.6	4.7	27	0.3	6.4	14.9	20	2.8
Lab028	5	4.9	-	0	-	-	-	20	-	4.9	4.9	34	0.3	6.1	12.2	20	3.3
Lab032	5	4.8	4.4	4	0.1	2.3	12.9	20	5.1	4.8	4.5	152	0.2	4.4	15.1	20	3.1
Lab033	5	4.7	-	0	-	-	-	20	-	4.7	4.6	81	0.3	6.5	15.2	20	2.7
Lab037	5	4.7	-	0	-	-	-	20	-	4.7	4.7	59	0.2	4.3	8.5	20	4.7
Lab040	5	4.6	4.7	4	0.1	2.1	6.4	20	>6	4.6	4.6	92	0.1	2.2	4.3	20	>6
Lab043	5	4.2	4.7	5	0.1	2.1	16.2	20	3.9	4.2	4.6	128	0.4	8.7	26.9	20	1.2
Lab049	5	4.7	5.0	4	0.1	2.0	10.4	20	>6	4.7	4.7	198	0.3	6.4	12.8	20	3.1
Lab050	5	4.7	5.1	1	-	-	-	20	-	4.7	5.4	7	0.4	7.4	29.7	20	0.7
Total	-	-	4.9	32	0.3	6.1	-	-	-	-	4.7	1013	0.3	6.4	-	-	-

Bias (%) = [(| Mean - Target |) / Target] x 100%
 TE : Total Error(%) = Bias (%) + 2 x CV (%)
 σ (Sigma) = [TEa% - Bias (%)] / CV (%)

Month : 2024 02 Change

Cumulative : from 2021 01 01 to 2024 02 29 Change

[TOP](#)

Reagent Kit	Reagent Code
Medicon	5