

# G6PD 定量檢驗內部品管統計結果及 SDI 分佈圖

選擇 LotNo : AH1220N (2019-01-28 ~ 2100-12-31) Change

列印圖表

檢驗單位 : Lab050

QC Control Lot No.	Control N		Control D	
	AH1220N		AH1220D	
檢驗期間	Month (2023/11)	CUM (2023/08/08~2023/11/24)	Month (2023/11)	CUM (2023/08/08~2023/11/24)
累計點數 (N)	7	26	7	26
累計平均值 (Mean) U/gHb	13.9	13.8	4.3	4.4
累計標準差 (SD)	0.2	0.3	0.2	0.1
累計變異係數 (CV) %	1.4	2.2	4.7	2.3
目標值 (Target) U/gHb	13.8	13.8	4.3	4.3
總誤差 (TE) %	3.6	4.3	9.3	6.9
可容許總誤差 (TEa) %	20	20	20	20
$\sigma$	>6	>6	4.3	>6

誤差 (Bias)% =  $\left\{ \left[ \left| \text{累計平均值 (Mean)} - \text{目標值 (Target)} \right| \right] / \text{目標值 (Target)} \right\} \times 100\%$

總誤差 (TE, Total Error)% = 誤差 (Bias)% + 2 × 累計變異係數 (CV)

$\sigma$  (Sigma) = (TEa% - 誤差 (Bias)%) / 累計變異係數 (CV)

月統計 : 2023 11 Change ; 累計期間 (CUM) : 自 2023 08 08 至 2023 11 24 Change

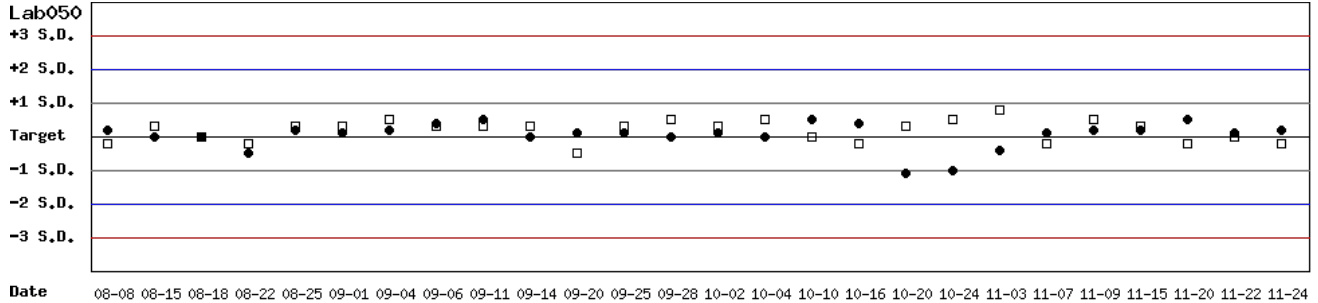
[TOP](#)

## Control N 及 Control D SDI 分佈圖

Lot No.: AH1220N ; 檢驗期間 : 2023-08-08 至 2023-11-24 ; 目標值 (Target) : 13.8 ; 參考標準差 (SD) : 0.8 (●)

Lot No.: AH1220D ; 檢驗期間 : 2023-08-08 至 2023-11-24 ; 目標值 (Target) : 4.3 ; 參考標準差 (SD) : 0.4 (□)

單位 : Lab050



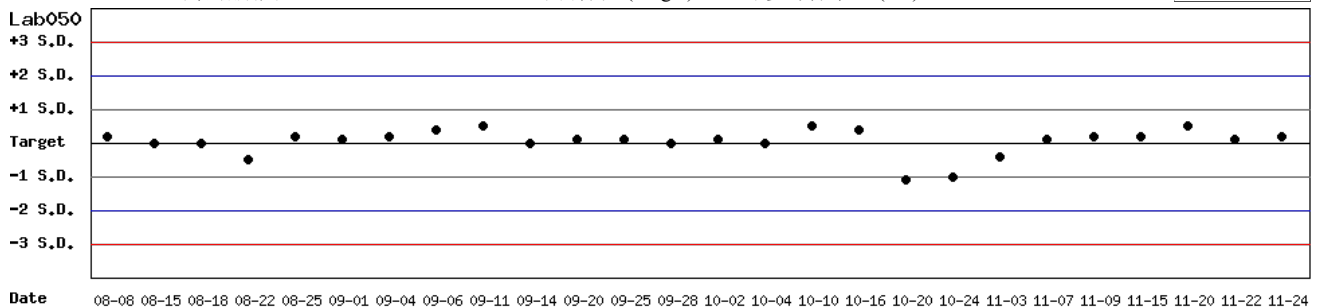
月統計 : 2023 11 Change ; 累計期間 (CUM) : 自 2023 08 08 至 2023 11 24 Change

[TOP](#)

## Control N SDI 分佈圖

Lot No.: AH1220N ; 檢驗期間 : 2023-08-08 至 2023-11-24 ; 目標值 (Target) : 13.8 ; 參考標準差 (SD) : 0.8

單位 : Lab050



月統計 : 2023 11 Change ; 累計期間 (CUM) : 自 2023 08 08 至 2023 11 24 Change

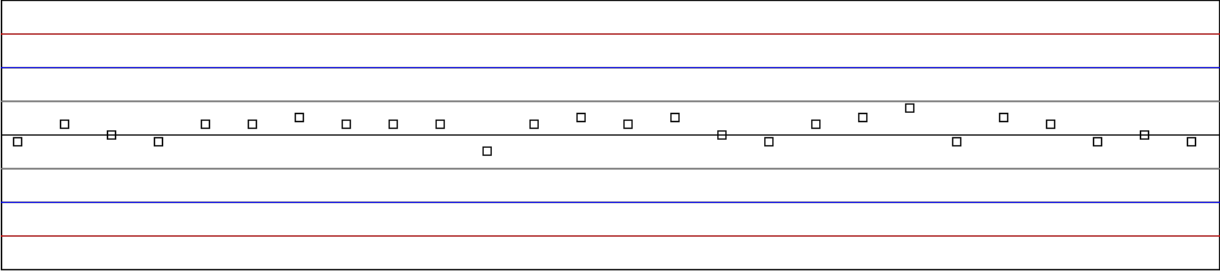
[TOP](#)

# Control D SDI 分佈圖

Lot No.: AH1220D ; 檢驗期間 : 2023-08-08 至 2023-11-24 ; 目標值 (Target) : 4.3 ; 參考標準差 (SD) : 0.4

單位 : Lab050

Lab050  
 +3 S.D.  
 +2 S.D.  
 +1 S.D.  
 Target  
 -1 S.D.  
 -2 S.D.  
 -3 S.D.



Date 08-08 08-15 08-18 08-22 08-25 09-01 09-04 09-06 09-11 09-14 09-20 09-25 09-28 10-02 10-04 10-10 10-16 10-20 10-24 11-03 11-07 11-09 11-15 11-20 11-22 11-24

月統計 : 2023 11 Change ; 累計期間 (CUM) : 自 2023 08 08 至 2023 11 24 Change

[TOP](#)

# Peer Group Statistics (Table 1)

Select LotNo : AH1220N (2019-01-28 ~ 2100-12-31)

Select Reagent Kit : 5 - Medicon

## Monthly

Month : 2023

UnitID <input type="button" value="↑"/>	Reagent Kit (Code) <input type="button" value="↑"/>	Control N (Lot No.: AH1220N)								Control D (Lot No.: AH1220D)							
		Target (U/gHb)	Mean (U/gHb)	n for Mean	SD	CV (%)	TE (%)	TEa (%)	σ	Target (U/gHb)	Mean (U/gHb)	n for Mean	SD	CV (%)	TE (%)	TEa (%)	σ
<a href="#">Lab034</a>	5	15.3	15.0	2	-	-	-	20	-	5.2	5.1	2	-	-	-	20	-
<a href="#">Lab050</a>	5	13.8	13.9	7	0.2	1.4	3.6	20	>6	4.3	4.3	7	0.2	4.7	9.3	20	4.3
Total	-	-	14.2	9	0.5	3.5	-	-	-	-	4.5	9	0.3	6.7	-	-	-

Bias (%) = [ ( | Mean - Target | ) / Target ] x 100%

TE : Total Error(%) = Bias (%) + 2 × CV (%)

σ (Sigma) = [TEa% - Bias (%) ] / CV (%)

[TOP](#)

## Cumulative

Cumulative : from 2019   to 2023

UnitID <input type="button" value="↑"/>	Reagent Kit (Code) <input type="button" value="↑"/>	Control N (Lot No.: AH1220N)								Control D (Lot No.: AH1220D)							
		Target (U/gHb)	Mean (U/gHb)	n for Mean	SD	CV (%)	TE (%)	TEa (%)	σ	Target (U/gHb)	Mean (U/gHb)	n for Mean	SD	CV (%)	TE (%)	TEa (%)	σ
<a href="#">Lab019</a>	5	15.0	14.8	67	0.5	3.4	8.1	20	5.5	4.6	4.5	67	0.2	4.4	11.1	20	4.1
<a href="#">Lab020</a>	5	13.3	14.3	65	1.0	7.0	21.5	20	1.8	4.3	4.5	65	0.2	4.4	13.5	20	3.5
<a href="#">Lab022</a>	5	13.8	13.0	88	0.9	6.9	19.6	20	2.1	4.4	4.2	88	0.2	4.8	14.1	20	3.2
<a href="#">Lab028</a>	5	14.6	14.6	53	0.4	2.7	5.5	20	>6	4.6	4.6	53	0.2	4.3	8.7	20	4.7
<a href="#">Lab032</a>	5	12.1	12.9	136	1.4	10.9	28.3	20	1.2	3.5	4.0	136	0.5	12.5	39.3	20	0.5
<a href="#">Lab033</a>	5	12.4	12.5	144	0.4	3.2	7.2	20	6.0	3.9	3.9	144	0.2	5.1	10.3	20	3.9
<a href="#">Lab034</a>	5	15.3	14.3	134	0.9	6.3	19.1	20	2.1	5.2	4.7	134	0.4	8.5	26.6	20	1.2
<a href="#">Lab037</a>	5	15.3	15.2	55	0.4	2.6	5.9	20	>6	5.2	4.7	55	0.2	4.3	18.1	20	2.4
<a href="#">Lab040</a>	5	13.9	14.6	40	0.6	4.1	13.3	20	3.6	4.6	5.0	40	0.4	8.0	24.7	20	1.4
<a href="#">Lab043</a>	5	13.8	12.7	19	0.7	5.5	19.0	20	2.2	4.4	4.1	19	0.3	7.3	21.5	20	1.8
<a href="#">Lab047</a>	5	14.7	13.7	26	1.2	8.8	24.3	20	1.5	4.6	4.3	26	0.3	7.0	20.5	20	1.9
<a href="#">Lab049</a>	5	14.7	14.3	42	0.5	3.5	9.7	20	4.9	4.9	4.7	42	0.3	6.4	16.8	20	2.5
<a href="#">Lab050</a>	5	13.8	14.1	207	0.5	3.5	9.3	20	5.1	4.3	4.4	207	0.1	2.3	6.9	20	>6
Total	-	-	13.8	1076	1.2	8.7	-	-	-	-	4.4	1076	0.4	9.1	-	-	-

Bias (%) = [ ( | Mean - Target | ) / Target ] x 100%

TE : Total Error(%) = Bias (%) + 2 × CV (%)

σ (Sigma) = [TEa% - Bias (%) ] / CV (%)

[TOP](#)

Reagent Kit	Reagent Code
Medicon	5

## Peer Group Statistics (Table 2)

Select LotNo : AH1220N (2019-01-28 ~ 2100-12-31) Change

Select Reagent Kit : 5 - Medicon Change

[Print Table 2](#)

### Control N Month vs. Cumulative

		Control N (Lot No.: AH1220N)															
		Month (2023/11)								CUM (2019/02/01~2023/11/30)							
UnitID <span style="font-size: small;">↑</span>	Reagent Kit (Code) <span style="font-size: small;">↑</span>	Target (U/gHb)	Mean (U/gHb)	n for Mean	SD	CV (%)	TE (%)	TEa (%)	σ	Target (U/gHb)	Mean (U/gHb)	n for Mean	SD	CV (%)	TE (%)	TEa (%)	σ
<a href="#">Lab019</a>	5	15.0	-	0	-	-	-	20	-	15.0	14.8	67	0.5	3.4	8.1	20	5.5
<a href="#">Lab020</a>	5	13.3	-	0	-	-	-	20	-	13.3	14.3	65	1.0	7.0	21.5	20	1.8
<a href="#">Lab022</a>	5	13.8	-	0	-	-	-	20	-	13.8	13.0	88	0.9	6.9	19.6	20	2.1
<a href="#">Lab028</a>	5	14.6	-	0	-	-	-	20	-	14.6	14.6	53	0.4	2.7	5.5	20	>6
<a href="#">Lab032</a>	5	12.1	-	0	-	-	-	20	-	12.1	12.9	136	1.4	10.9	28.3	20	1.2
<a href="#">Lab033</a>	5	12.4	-	0	-	-	-	20	-	12.4	12.5	144	0.4	3.2	7.2	20	6.0
<a href="#">Lab034</a>	5	15.3	15.0	2	-	-	-	20	-	15.3	14.3	134	0.9	6.3	19.1	20	2.1
<a href="#">Lab037</a>	5	15.3	-	0	-	-	-	20	-	15.3	15.2	55	0.4	2.6	5.9	20	>6
<a href="#">Lab040</a>	5	13.9	-	0	-	-	-	20	-	13.9	14.6	40	0.6	4.1	13.3	20	3.6
<a href="#">Lab043</a>	5	13.8	-	0	-	-	-	20	-	13.8	12.7	19	0.7	5.5	19.0	20	2.2
<a href="#">Lab047</a>	5	14.7	-	0	-	-	-	20	-	14.7	13.7	26	1.2	8.8	24.3	20	1.5
<a href="#">Lab049</a>	5	14.7	-	0	-	-	-	20	-	14.7	14.3	42	0.5	3.5	9.7	20	4.9
<a href="#">Lab050</a>	5	13.8	13.9	7	0.2	1.4	3.6	20	>6	13.8	14.1	207	0.5	3.5	9.3	20	5.1
Total	-	-	14.2	9	0.5	3.5	-	-	-	-	13.8	1076	1.2	8.7	-	-	-

Bias (%) = [ ( | Mean - Target | ) / Target ] x 100%

TE : Total Error(%) = Bias (%) + 2 × CV (%)

σ (Sigma) = [TEa% - Bias (%) ] / CV (%)

Month : 2023 11 Change

Cumulative : from 2019 02 01 to 2023 11 30 Change

[TOP](#)

### Control D Month vs. Cumulative

		Control D (Lot No.: AH1220D)															
		Month (2023/11)								CUM (2019/02/01~2023/11/30)							
UnitID <span style="font-size: small;">↑</span>	Reagent Kit (Code) <span style="font-size: small;">↑</span>	Target (U/gHb)	Mean (U/gHb)	n for Mean	SD	CV (%)	TE (%)	TEa (%)	σ	Target (U/gHb)	Mean (U/gHb)	n for Mean	SD	CV (%)	TE (%)	TEa (%)	σ
<a href="#">Lab019</a>	5	4.6	-	0	-	-	-	20	-	4.6	4.5	67	0.2	4.4	11.1	20	4.1
<a href="#">Lab020</a>	5	4.3	-	0	-	-	-	20	-	4.3	4.5	65	0.2	4.4	13.5	20	3.5
<a href="#">Lab022</a>	5	4.4	-	0	-	-	-	20	-	4.4	4.2	88	0.2	4.8	14.1	20	3.2
<a href="#">Lab028</a>	5	4.6	-	0	-	-	-	20	-	4.6	4.6	53	0.2	4.3	8.7	20	4.7
<a href="#">Lab032</a>	5	3.5	-	0	-	-	-	20	-	3.5	4.0	136	0.5	12.5	39.3	20	0.5
<a href="#">Lab033</a>	5	3.9	-	0	-	-	-	20	-	3.9	3.9	144	0.2	5.1	10.3	20	3.9
<a href="#">Lab034</a>	5	5.2	5.1	2	-	-	-	20	-	5.2	4.7	134	0.4	8.5	26.6	20	1.2
<a href="#">Lab037</a>	5	5.2	-	0	-	-	-	20	-	5.2	4.7	55	0.2	4.3	18.1	20	2.4
<a href="#">Lab040</a>	5	4.6	-	0	-	-	-	20	-	4.6	5.0	40	0.4	8.0	24.7	20	1.4
<a href="#">Lab043</a>	5	4.4	-	0	-	-	-	20	-	4.4	4.1	19	0.3	7.3	21.5	20	1.8
<a href="#">Lab047</a>	5	4.6	-	0	-	-	-	20	-	4.6	4.3	26	0.3	7.0	20.5	20	1.9
<a href="#">Lab049</a>	5	4.9	-	0	-	-	-	20	-	4.9	4.7	42	0.3	6.4	16.8	20	2.5
<a href="#">Lab050</a>	5	4.3	4.3	7	0.2	4.7	9.3	20	4.3	4.3	4.4	207	0.1	2.3	6.9	20	>6
Total	-	-	4.5	9	0.3	6.7	-	-	-	-	4.4	1076	0.4	9.1	-	-	-

Bias (%) = [ ( | Mean - Target | ) / Target ] x 100%

TE : Total Error(%) = Bias (%) + 2 × CV (%)

σ (Sigma) = [TEa% - Bias (%) ] / CV (%)

Month : 2023 11 Change

Cumulative : from 2019 02 01 to 2023 11 30 Change

[TOP](#)

Reagent Kit	Reagent Code
Medicon	5