

G6PD 定量檢驗內部品管統計結果及 SDI 分佈圖

選擇 LotNo : BJ0922N (2021-01-01 ~ 2100-12-31) v Change

列印圖表

檢驗單位 : **Lab044**

| QC Control Lot No. | Control N | | Control D | |
|--------------------|-----------------|-----------------------------|-----------------|-----------------------------|
| | BJ0922N | | BJ0922D | |
| 檢驗期間 | Month (2023/10) | CUM (2023/10/02~2023/10/31) | Month (2023/10) | CUM (2023/10/02~2023/10/31) |
| 累計點數 (N) | 5 | 5 | 5 | 5 |
| 累計平均值 (Mean) U/gHb | 17.1 | 17.1 | 5.4 | 5.4 |
| 累計標準差 (SD) | 0.6 | 0.6 | 0.3 | 0.3 |
| 累計變異係數 (CV) % | 3.5 | 3.5 | 5.6 | 5.6 |
| 目標值 (Target) U/gHb | 16.9 | 16.9 | 5.4 | 5.4 |
| 總誤差 (TE) % | 8.2 | 8.2 | 11.1 | 11.1 |
| 可容許總誤差 (TEa) % | 20 | 20 | 20 | 20 |
| σ | 5.4 | 5.4 | 3.6 | 3.6 |

誤差 (Bias)% = { [| 累計平均值 (Mean) - 目標值 (Target) |] / 目標值 (Target) } x 100%

總誤差 (TE, Total Error)% = 誤差 (Bias)% + 2 x 累計變異係數 (CV)

σ (Sigma) = (TEa% - 誤差 (Bias)%) / 累計變異係數 (CV)

月統計 : 2023 v 10 v Change ; 累計期間 (CUM) : 自 2023 v 10 v 02 v 至 2023 v 10 v 31 v Change


[\[TOP\]](#)

Control N 及 Control D SDI 分佈圖

Lot No.: BJ0922N ; 檢驗期間 : 2023-10-02 至 2023-10-31 ; 目標值 (Target) : 16.9 ; 參考標準差 (SD) : 0.90 (●)

Lot No.: BJ0922D ; 檢驗期間 : 2023-10-02 至 2023-10-31 ; 目標值 (Target) : 5.4 ; 參考標準差 (SD) : 0.30 (□)

單位 : Lab044




月統計 : 2023 v 10 v Change ; 累計期間 (CUM) : 自 2023 v 10 v 02 v 至 2023 v 10 v 31 v Change

[\[TOP\]](#)

Control N SDI 分佈圖

Lot No.: BJ0922N ; 檢驗期間 : 2023-10-02 至 2023-10-31 ; 目標值 (Target) : 16.9 ; 參考標準差 (SD) : 0.90

單位 : Lab044




月統計 : 2023 v 10 v Change ; 累計期間 (CUM) : 自 2023 v 10 v 02 v 至 2023 v 10 v 31 v Change

[\[TOP\]](#)

Control D SDI 分佈圖

Lot No.: BJ0922D ; 檢驗期間 : 2023-10-02 至 2023-10-31 ; 目標值 (Target) : 5.4 ; 參考標準差 (SD) : 0.30

單位 : Lab044



Date 10-02 10-05 10-13 10-20 10-27

月統計 : 2023 10 Change ; 累計期間 (CUM) : 自 2023 10 02 至 2023 10 31 Change

[TOP](#)

各檢驗單位 G6PD 定量檢驗 內部品管統計結果 (總表一)

選擇 LotNo : BJ0922N (2021-01-01 ~ 2100-12-31) Change

選擇 Reagent Kit : 3 - Innovation Change

[列印總表一](#)

月統計表

統計月份 : 2023 10 Change

| UnitID ↑ | Reagent Kit (Code) ↑ | Control N (Lot No.: BJ0922N) | | | | | | | | Control D (Lot No.: BJ0922D) | | | | | | | |
|------------------------|--------------------------------------|------------------------------|-----------------|---------------|-----|-----------|-----------|------------|-----|------------------------------|-----------------|---------------|-----|-----------|-----------|------------|-----|
| | | Target (U/gHb) | Mean (U/gHb) | n for Mean | SD | CV (%) | TE (%) | TEa (%) | σ | Target (U/gHb) | Mean (U/gHb) | n for Mean | SD | CV (%) | TE (%) | TEa (%) | σ |
| Lab009 | 3 | 16.3 | 13.9 | 4 | 0.4 | 2.9 | 20.5 | 20 | 1.8 | 5.9 | 5.5 | 4 | 0.1 | 1.8 | 10.4 | 20 | >6 |
| Lab044 | 3 | 16.9 | 17.1 | 5 | 0.6 | 3.5 | 8.2 | 20 | 5.4 | 5.4 | 5.4 | 5 | 0.3 | 5.6 | 11.1 | 20 | 3.6 |
| Lab051 | 3 | 15.3 | 14.9 | 6 | 0.3 | 2.0 | 6.6 | 20 | >6 | 5.4 | 5.6 | 6 | 0.2 | 3.6 | 10.8 | 20 | 4.5 |
| Total | - | - | 15.4 | 15 | 1.4 | 9.1 | - | - | - | - | 5.5 | 15 | 0.2 | 3.6 | - | - | - |

誤差 (Bias)% = { [| 累計平均值 (Mean) - 目標值 (Target) |] / 目標值 (Target) } x 100%

總誤差 (TE, Total Error)% = 誤差 (Bias)% + 2 × 累計變異係數 (CV)

σ (Sigma) = (TEa% - 誤差 (Bias)%) / 累計變異係數 (CV)

[TOP](#)

累計統計表

累計期間 : 自 2021 01 01 至 2023 10 31 Change

| UnitID ↑ | Reagent Kit (Code) ↑ | Control N (Lot No.: BJ0922N) | | | | | | | | Control D (Lot No.: BJ0922D) | | | | | | | |
|------------------------|--------------------------------------|------------------------------|-----------------|---------------|-----|-----------|-----------|------------|-----|------------------------------|-----------------|---------------|-----|-----------|-----------|------------|-----|
| | | Target (U/gHb) | Mean (U/gHb) | n for Mean | SD | CV (%) | TE (%) | TEa (%) | σ | Target (U/gHb) | Mean (U/gHb) | n for Mean | SD | CV (%) | TE (%) | TEa (%) | σ |
| Lab004 | 3 | 16.2 | 16.1 | 123 | 0.4 | 2.5 | 5.6 | 20 | >6 | 5.2 | 5.2 | 123 | 0.2 | 3.8 | 7.7 | 20 | 5.3 |
| Lab009 | 3 | 16.3 | 14.3 | 43 | 0.5 | 3.5 | 19.3 | 20 | 2.2 | 5.9 | 5.8 | 43 | 0.3 | 5.2 | 12.0 | 20 | 3.5 |
| Lab013 | 3 | 17.1 | 16.9 | 106 | 0.2 | 1.2 | 3.5 | 20 | >6 | 5.6 | 5.6 | 106 | 0.2 | 3.6 | 7.1 | 20 | 5.6 |
| Lab014 | 3 | 16.2 | 15.4 | 113 | 0.9 | 5.8 | 16.6 | 20 | 2.6 | 5.3 | 5.5 | 113 | 0.2 | 3.6 | 11.0 | 20 | 4.5 |
| Lab016 | 3 | 13.8 | 14.7 | 72 | 0.4 | 2.7 | 12.0 | 20 | 5.0 | 4.7 | 4.7 | 72 | 0.2 | 4.3 | 8.5 | 20 | 4.7 |
| Lab029 | 3 | 15.6 | 14.0 | 34 | 0.3 | 2.1 | 14.5 | 20 | 4.6 | 5.4 | 5.5 | 34 | 0.2 | 3.6 | 9.1 | 20 | 5.0 |
| Lab044 | 3 | 16.9 | 17.1 | 5 | 0.6 | 3.5 | 8.2 | 20 | 5.4 | 5.4 | 5.4 | 5 | 0.3 | 5.6 | 11.1 | 20 | 3.6 |
| Lab048 | 3 | 15.5 | 15.4 | 21 | 0.4 | 2.6 | 5.8 | 20 | >6 | 5.0 | 5.1 | 21 | 0.2 | 3.9 | 9.8 | 20 | 4.6 |
| Lab051 | 3 | 15.3 | 14.7 | 107 | 0.3 | 2.0 | 8.0 | 20 | >6 | 5.4 | 5.7 | 107 | 0.8 | 14.0 | 33.6 | 20 | 1.0 |
| Total | - | - | 15.5 | 624 | 1.1 | 7.1 | - | - | - | - | 5.4 | 624 | 0.5 | 9.3 | - | - | - |

誤差 (Bias)% = { [| 累計平均值 (Mean) - 目標值 (Target) |] / 目標值 (Target) } x 100%

總誤差 (TE, Total Error)% = 誤差 (Bias)% + 2 × 累計變異係數 (CV)

σ (Sigma) = (TEa% - 誤差 (Bias)%) / 累計變異係數 (CV)

[TOP](#)

| Reagent Kit | Reagent Code |
|-------------|--------------|
| Innovation | 3 |

各檢驗單位 G6PD 定量檢驗 內部品管統計結果 (總表二)

選擇 LotNo : BJ0922N (2021-01-01 ~ 2100-12-31) Change

選擇 Reagent Kit : 3 - Innovation Change

列印總表二

Control N 月統計與累計統計之比較表

| | | Control N (Lot No.: BJ0922N) | | | | | | | | | | | | | | | |
|---|---|------------------------------|--------------|------------|-----|--------|--------|---------|-----|-----------------------------|--------------|------------|-----|--------|--------|---------|-----|
| | | Month (2023/10) | | | | | | | | CUM (2021/01/01~2023/10/31) | | | | | | | |
| UnitID ↑ | Reagent Kit (Code) ↑ | Target (U/gHb) | Mean (U/gHb) | n for Mean | SD | CV (%) | TE (%) | TEa (%) | σ | Target (U/gHb) | Mean (U/gHb) | n for Mean | SD | CV (%) | TE (%) | TEa (%) | σ |
| Lab004 | 3 | 16.2 | - | 0 | - | - | - | 20 | - | 16.2 | 16.1 | 123 | 0.4 | 2.5 | 5.6 | 20 | >6 |
| Lab009 | 3 | 16.3 | 13.9 | 4 | 0.4 | 2.9 | 20.5 | 20 | 1.8 | 16.3 | 14.3 | 43 | 0.5 | 3.5 | 19.3 | 20 | 2.2 |
| Lab013 | 3 | 17.1 | - | 0 | - | - | - | 20 | - | 17.1 | 16.9 | 106 | 0.2 | 1.2 | 3.5 | 20 | >6 |
| Lab014 | 3 | 16.2 | - | 0 | - | - | - | 20 | - | 16.2 | 15.4 | 113 | 0.9 | 5.8 | 16.6 | 20 | 2.6 |
| Lab016 | 3 | 13.8 | - | 0 | - | - | - | 20 | - | 13.8 | 14.7 | 72 | 0.4 | 2.7 | 12.0 | 20 | 5.0 |
| Lab029 | 3 | 15.6 | - | 0 | - | - | - | 20 | - | 15.6 | 14.0 | 34 | 0.3 | 2.1 | 14.5 | 20 | 4.6 |
| Lab044 | 3 | 16.9 | 17.1 | 5 | 0.6 | 3.5 | 8.2 | 20 | 5.4 | 16.9 | 17.1 | 5 | 0.6 | 3.5 | 8.2 | 20 | 5.4 |
| Lab048 | 3 | 15.5 | - | 0 | - | - | - | 20 | - | 15.5 | 15.4 | 21 | 0.4 | 2.6 | 5.8 | 20 | >6 |
| Lab051 | 3 | 15.3 | 14.9 | 6 | 0.3 | 2.0 | 6.6 | 20 | >6 | 15.3 | 14.7 | 107 | 0.3 | 2.0 | 8.0 | 20 | >6 |
| Total | - | - | 15.4 | 15 | 1.4 | 9.1 | - | - | - | - | 15.5 | 624 | 1.1 | 7.1 | - | - | - |

誤差 (Bias)% = { [| 累計平均值 (Mean) - 目標值 (Target) |] / 目標值 (Target) } x 100%

總誤差 (TE, Total Error)% = 誤差 (Bias)% + 2 × 累計變異係數 (CV)

σ (Sigma) = (TEa% - 誤差 (Bias)%) / 累計變異係數 (CV)

月統計 : 2023 10 Change

累計期間 (CUM) : 自 2021 01 01 至 2023 10 31 Change

[\[TOP\]](#)

Control D 月統計與累計統計之比較表

| | | Control D (Lot No.: BJ0922D) | | | | | | | | | | | | | | | |
|---|---|------------------------------|--------------|------------|-----|--------|--------|---------|-----|-----------------------------|--------------|------------|-----|--------|--------|---------|-----|
| | | Month (2023/10) | | | | | | | | CUM (2021/01/01~2023/10/31) | | | | | | | |
| UnitID ↑ | Reagent Kit (Code) ↑ | Target (U/gHb) | Mean (U/gHb) | n for Mean | SD | CV (%) | TE (%) | TEa (%) | σ | Target (U/gHb) | Mean (U/gHb) | n for Mean | SD | CV (%) | TE (%) | TEa (%) | σ |
| Lab004 | 3 | 5.2 | - | 0 | - | - | - | 20 | - | 5.2 | 5.2 | 123 | 0.2 | 3.8 | 7.7 | 20 | 5.3 |
| Lab009 | 3 | 5.9 | 5.5 | 4 | 0.1 | 1.8 | 10.4 | 20 | >6 | 5.9 | 5.8 | 43 | 0.3 | 5.2 | 12.0 | 20 | 3.5 |
| Lab013 | 3 | 5.6 | - | 0 | - | - | - | 20 | - | 5.6 | 5.6 | 106 | 0.2 | 3.6 | 7.1 | 20 | 5.6 |
| Lab014 | 3 | 5.3 | - | 0 | - | - | - | 20 | - | 5.3 | 5.5 | 113 | 0.2 | 3.6 | 11.0 | 20 | 4.5 |
| Lab016 | 3 | 4.7 | - | 0 | - | - | - | 20 | - | 4.7 | 4.7 | 72 | 0.2 | 4.3 | 8.5 | 20 | 4.7 |
| Lab029 | 3 | 5.4 | - | 0 | - | - | - | 20 | - | 5.4 | 5.5 | 34 | 0.2 | 3.6 | 9.1 | 20 | 5.0 |
| Lab044 | 3 | 5.4 | 5.4 | 5 | 0.3 | 5.6 | 11.1 | 20 | 3.6 | 5.4 | 5.4 | 5 | 0.3 | 5.6 | 11.1 | 20 | 3.6 |
| Lab048 | 3 | 5.0 | - | 0 | - | - | - | 20 | - | 5.0 | 5.1 | 21 | 0.2 | 3.9 | 9.8 | 20 | 4.6 |
| Lab051 | 3 | 5.4 | 5.6 | 6 | 0.2 | 3.6 | 10.8 | 20 | 4.5 | 5.4 | 5.7 | 107 | 0.8 | 14.0 | 33.6 | 20 | 1.0 |
| Total | - | - | 5.5 | 15 | 0.2 | 3.6 | - | - | - | - | 5.4 | 624 | 0.5 | 9.3 | - | - | - |

誤差 (Bias)% = { [| 累計平均值 (Mean) - 目標值 (Target) |] / 目標值 (Target) } x 100%

總誤差 (TE, Total Error)% = 誤差 (Bias)% + 2 × 累計變異係數 (CV)

σ (Sigma) = (TEa% - 誤差 (Bias)%) / 累計變異係數 (CV)

月統計 : 2023 10 Change

累計期間 (CUM) : 自 2021 01 01 至 2023 10 31 Change

[\[TOP\]](#)

| Reagent Kit | Reagent Code |
|-------------|--------------|
| Innovation | 3 |