

QC Chart of Internal Quality Control (IQC)for G6PD Quantitative Test

Select LotNo : BA1116N (2022-04-26 ~ 2100-12-31) Change

[Print Table](#)

Lab033

QC Control Lot No.	Control N		Control D	
	BA1116N		BA1116D	
Duration of the Analyzing	Month (2023/08)	CUM (2023/08/03~2023/08/31)	Month (2023/08)	CUM (2023/08/03~2023/08/31)
Runs (N)	5	5	5	5
Mean (U/gHb)	16.7	16.7	5.1	5.1
SD	0.3	0.3	0.2	0.2
CV (%)	1.8	1.8	3.9	3.9
Target Value (U/gHb)	12.8	12.8	4.2	4.2
Total Error (%)	34.1	34.1	29.3	29.3
TEa (%)	20	20	20	20
σ	-5.8	-5.8	-0.4	-0.4

Bias (%) = [(| Mean - Target |) / Target] x 100%
 TE : Total Error(%) = Bias (%) + 2 x CV (%)
 σ (Sigma) = [TEa% - Bias (%)] / CV (%)

Month : 2023 08 Change ; Cumulative : from 2023 08 03 to 2023 08 31 Change


[TOP](#)

Control N and Control D SDI QC Chart

Lot No.: BA1116N ; Duration : 2023-08-03 to 2023-08-31 ; Target : 12.8 ; SD : 1.28 (●)

Lot No.: BA1116D ; Duration : 2023-08-03 to 2023-08-31 ; Target : 4.2 ; SD : 0.42 (□)

Lab033



Date 08-03 08-10 08-17 08-24 08-31


Month : 2023 08 Change ; Cumulative : from 2023 08 03 to 2023 08 31 Change

[TOP](#)

Control N SDI QC Chart

Lot No.: BA1116N ; Duration : 2023-08-03 to 2023-08-31 ; Target : 12.8 ; SD : 1.28

Lab033



Date 08-03 08-10 08-17 08-24 08-31


Month : 2023 08 Change ; Cumulative : from 2023 08 03 to 2023 08 31 Change

[TOP](#)

Control D SDI QC Chart

Lot No.: BA1116D ; Duration : 2023-08-03 to 2023-08-31 ; Target : 4.2 ; SD : 0.42

Lab033



Date 08-03 08-10 08-17 08-24 08-31

Month : ; Cumulative : from to

[\[TOP\]](#)

Peer Group Statistics (Table 1)

Select LotNo : BA1116N (2022-04-26 ~ 2100-12-31)

Select Reagent Kit : 5 - Medicon

Monthly

Month : 2023 08

		Control N (Lot No.: BA1116N)								Control D (Lot No.: BA1116D)							
UnitID <input type="button" value="↑"/>	Reagent Kit (Code) <input type="button" value="↑"/>	Target (U/gHb)	Mean (U/gHb)	n for Mean	SD	CV (%)	TE (%)	TEa (%)	σ	Target (U/gHb)	Mean (U/gHb)	n for Mean	SD	CV (%)	TE (%)	TEa (%)	σ
Lab018	5	13.6	14.1	9	0.1	0.7	5.1	20	>6	4.3	4.4	9	0.1	2.3	6.9	20	>6
Lab033	5	12.8	16.7	5	0.3	1.8	34.1	20	-5.8	4.2	5.1	5	0.2	3.9	29.3	20	-0.4
Lab037	5	12.8	13.8	1	-	-	-	20	-	4.2	4.6	1	-	-	-	20	-
Total	-	-	15.0	15	1.3	8.7	-	-	-	-	4.7	15	0.3	6.4	-	-	-

Bias (%) = [(| Mean - Target |) / Target] x 100%

TE : Total Error(%) = Bias (%) + 2 × CV (%)

σ (Sigma) = [TEa% - Bias (%)] / CV (%)

[\[TOP\]](#)

Cumulative

Cumulative : from 2022 06 01 to 2023 08 31

		Control N (Lot No.: BA1116N)								Control D (Lot No.: BA1116D)							
UnitID <input type="button" value="↑"/>	Reagent Kit (Code) <input type="button" value="↑"/>	Target (U/gHb)	Mean (U/gHb)	n for Mean	SD	CV (%)	TE (%)	TEa (%)	σ	Target (U/gHb)	Mean (U/gHb)	n for Mean	SD	CV (%)	TE (%)	TEa (%)	σ
Lab018	5	13.6	13.8	104	0.4	2.9	7.3	20	>6	4.3	4.4	104	0.1	2.3	6.9	20	>6
Lab027	5	12.8	14.9	55	0.8	5.4	27.1	20	0.7	4.2	4.8	55	0.3	6.3	26.8	20	0.9
Lab033	5	12.8	16.7	5	0.3	1.8	34.1	20	-5.8	4.2	5.1	5	0.2	3.9	29.3	20	-0.4
Lab037	5	12.8	13.7	2	-	-	-	20	-	4.2	4.5	2	-	-	-	20	-
Total	-	-	14.2	166	0.9	6.3	-	-	-	-	4.6	166	0.3	6.5	-	-	-

Bias (%) = [(| Mean - Target |) / Target] x 100%

TE : Total Error(%) = Bias (%) + 2 × CV (%)

σ (Sigma) = [TEa% - Bias (%)] / CV (%)

[\[TOP\]](#)

Reagent Kit	Reagent Code
Medicon	5

Peer Group Statistics (Table 2)

Select LotNo : BA1116N (2022-04-26 ~ 2100-12-31) Change

Select Reagent Kit : 5 - Medicon Change

Print Table 2

Control N Month vs. Cumulative

		Control N (Lot No.: BA1116N)															
		Month (2023/08)								CUM (2022/06/01~2023/08/31)							
UnitID ↑	Reagent Kit (Code) ↑	Target (U/gHb)	Mean (U/gHb)	n for Mean	SD	CV (%)	TE (%)	TEa (%)	σ	Target (U/gHb)	Mean (U/gHb)	n for Mean	SD	CV (%)	TE (%)	TEa (%)	σ
Lab018	5	13.6	14.1	9	0.1	0.7	5.1	20	>6	13.6	13.8	104	0.4	2.9	7.3	20	>6
Lab027	5	12.8	-	0	-	-	-	20	-	12.8	14.9	55	0.8	5.4	27.1	20	0.7
Lab033	5	12.8	16.7	5	0.3	1.8	34.1	20	-5.8	12.8	16.7	5	0.3	1.8	34.1	20	-5.8
Lab037	5	12.8	13.8	1	-	-	-	20	-	12.8	13.7	2	-	-	-	20	-
Total	-	-	15.0	15	1.3	8.7	-	-	-	-	14.2	166	0.9	6.3	-	-	-

Bias (%) = [(| Mean - Target |) / Target] x 100%

TE : Total Error(%) = Bias (%) + 2 × CV (%)

σ (Sigma) = [TEa% - Bias (%)] / CV (%)

Month : 2023 ▾ 08 ▾ Change Cumulative : from 2022 ▾ 06 ▾ 01 ▾ to 2023 ▾ 08 ▾ 31 ▾ Change

[TOP](#)

Control D Month vs. Cumulative

		Control D (Lot No.: BA1116D)															
		Month (2023/08)								CUM (2022/06/01~2023/08/31)							
UnitID ↑	Reagent Kit (Code) ↑	Target (U/gHb)	Mean (U/gHb)	n for Mean	SD	CV (%)	TE (%)	TEa (%)	σ	Target (U/gHb)	Mean (U/gHb)	n for Mean	SD	CV (%)	TE (%)	TEa (%)	σ
Lab018	5	4.3	4.4	9	0.1	2.3	6.9	20	>6	4.3	4.4	104	0.1	2.3	6.9	20	>6
Lab027	5	4.2	-	0	-	-	-	20	-	4.2	4.8	55	0.3	6.3	26.8	20	0.9
Lab033	5	4.2	5.1	5	0.2	3.9	29.3	20	-0.4	4.2	5.1	5	0.2	3.9	29.3	20	-0.4
Lab037	5	4.2	4.6	1	-	-	-	20	-	4.2	4.5	2	-	-	-	20	-
Total	-	-	4.7	15	0.3	6.4	-	-	-	-	4.6	166	0.3	6.5	-	-	-

Bias (%) = [(| Mean - Target |) / Target] x 100%

TE : Total Error(%) = Bias (%) + 2 × CV (%)

σ (Sigma) = [TEa% - Bias (%)] / CV (%)

Month : 2023 ▾ 08 ▾ Change Cumulative : from 2022 ▾ 06 ▾ 01 ▾ to 2023 ▾ 08 ▾ 31 ▾ Change

[TOP](#)

Reagent Kit	Reagent Code
Medicon	5