

G6PD 定量檢驗內部品管統計結果及 SDI 分佈圖

選擇 LotNo : AH1220N (2019-01-28 ~ 2100-12-31) Change

列印圖表

檢驗單位 : Lab050

QC Control Lot No.	Control N		Control D	
	AH1220N		AH1220D	
檢驗期間	Month (2023/06)	CUM (2023/03/01~2023/06/30)	Month (2023/06)	CUM (2023/03/01~2023/06/30)
累計點數 (N)	7	26	7	26
累計平均值 (Mean) U/gHb	13.6	14.0	4.4	4.4
累計標準差 (SD)	0.7	0.5	0.2	0.1
累計變異係數 (CV) %	5.1	3.6	4.5	2.3
目標值 (Target) U/gHb	13.8	13.8	4.3	4.3
總誤差 (TE) %	11.7	8.6	11.4	6.9
可容許總誤差 (TEa) %	20	20	20	20
σ	3.6	5.2	3.9	>6

誤差 (Bias)% = $\{ [| \text{累計平均值 (Mean)} - \text{目標值 (Target)} |] / \text{目標值 (Target)} \} \times 100\%$
 總誤差 (TE, Total Error)% = 誤差 (Bias)% + 2 × 累計變異係數 (CV)
 σ (Sigma) = (TEa% - 誤差 (Bias)%) / 累計變異係數 (CV)

月統計 : 2023 06 Change ; 累計期間 (CUM) : 自 2023 03 01 至 2023 06 30 Change

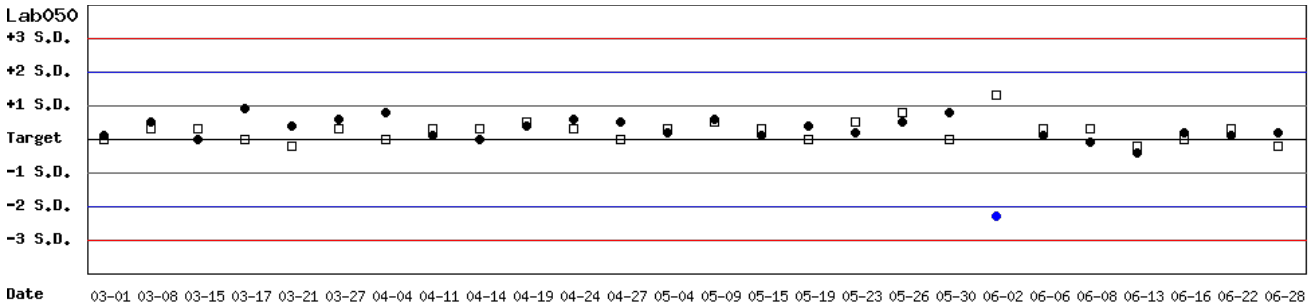
[TOP](#)

Control N 及 Control D SDI 分佈圖

Lot No.: AH1220N; 檢驗期間 : 2023-03-01 至 2023-06-30; 目標值 (Target) : 13.8; 參考標準差 (SD) : 0.8 (●)

Lot No.: AH1220D; 檢驗期間 : 2023-03-01 至 2023-06-30; 目標值 (Target) : 4.3; 參考標準差 (SD) : 0.4 (□)

單位 : Lab050



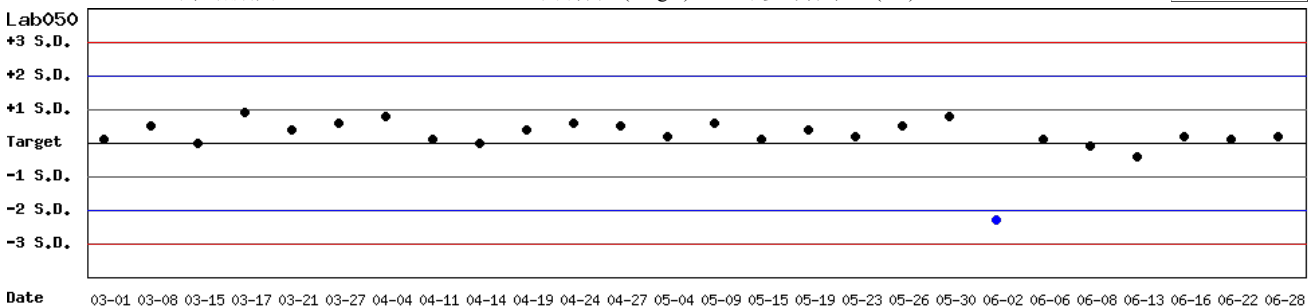
月統計 : 2023 06 Change ; 累計期間 (CUM) : 自 2023 03 01 至 2023 06 30 Change

[TOP](#)

Control N SDI 分佈圖

Lot No.: AH1220N; 檢驗期間 : 2023-03-01 至 2023-06-30; 目標值 (Target) : 13.8; 參考標準差 (SD) : 0.8

單位 : Lab050



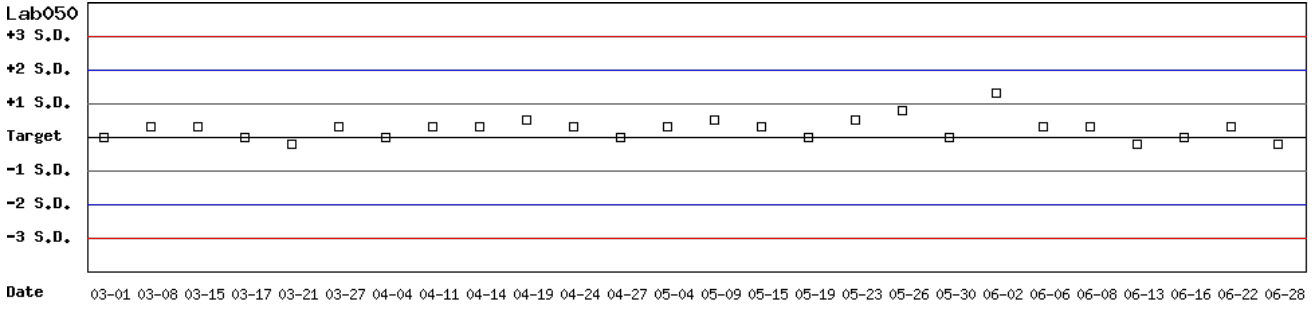
月統計 : 2023 06 Change ; 累計期間 (CUM) : 自 2023 03 01 至 2023 06 30 Change

[TOP](#)

Control D SDI 分佈圖

Lot No.: AH1220D ; 檢驗期間 : 2023-03-01 至 2023-06-30 ; 目標值 (Target) : 4.3 ; 參考標準差 (SD) : 0.4

單位 : Lab050



月統計 : 2023 ▾ 06 ▾ Change ; 累計期間 (CUM) : 自 2023 ▾ 03 ▾ 01 ▾ 至 2023 ▾ 06 ▾ 30 ▾ Change

[TOP](#)

Peer Group Statistics (Table 1)

Select LotNo : AH1220N (2019-01-28 ~ 2100-12-31) Change

Select Reagent Kit : 5 - Medicon Change

Print Table 1

Monthly

Month : 2023 06 Change

		Control N (Lot No.: AH1220N)								Control D (Lot No.: AH1220D)							
UnitID ↑	Reagent Kit (Code) ↑	Target (U/gHb)	Mean (U/gHb)	n for Mean	SD	CV (%)	TE (%)	TEa (%)	σ	Target (U/gHb)	Mean (U/gHb)	n for Mean	SD	CV (%)	TE (%)	TEa (%)	σ
Lab034	5	15.3	13.8	4	0.6	4.3	18.5	20	2.4	5.2	5.0	4	0.4	8.0	19.8	20	2.0
Lab050	5	13.8	13.6	7	0.7	5.1	11.7	20	3.6	4.3	4.4	7	0.2	4.5	11.4	20	3.9
Total	-	-	13.7	11	0.7	5.1	-	-	-	-	4.6	11	0.4	8.7	-	-	-

Bias (%) = [(| Mean - Target |) / Target] x 100%

TE : Total Error(%) = Bias (%) + 2 × CV (%)

σ (Sigma) = [TEa% - Bias (%)] / CV (%)

[\[TOP\]](#)

Cumulative

Cumulative : from 2019 02 01 to 2023 06 30 Change

		Control N (Lot No.: AH1220N)								Control D (Lot No.: AH1220D)							
UnitID ↑	Reagent Kit (Code) ↑	Target (U/gHb)	Mean (U/gHb)	n for Mean	SD	CV (%)	TE (%)	TEa (%)	σ	Target (U/gHb)	Mean (U/gHb)	n for Mean	SD	CV (%)	TE (%)	TEa (%)	σ
Lab019	5	15.0	14.8	67	0.5	3.4	8.1	20	5.5	4.6	4.5	67	0.2	4.4	11.1	20	4.1
Lab020	5	13.3	14.3	65	1.0	7.0	21.5	20	1.8	4.3	4.5	65	0.2	4.4	13.5	20	3.5
Lab022	5	13.8	13.0	88	0.9	6.9	19.6	20	2.1	4.4	4.2	88	0.2	4.8	14.1	20	3.2
Lab028	5	14.6	14.6	53	0.4	2.7	5.5	20	>6	4.6	4.6	53	0.2	4.3	8.7	20	4.7
Lab032	5	12.1	12.9	136	1.4	10.9	28.3	20	1.2	3.5	4.0	136	0.5	12.5	39.3	20	0.5
Lab033	5	12.4	12.5	144	0.4	3.2	7.2	20	6.0	3.9	3.9	144	0.2	5.1	10.3	20	3.9
Lab034	5	15.3	14.3	122	1.0	7.0	20.5	20	1.9	5.2	4.7	122	0.4	8.5	26.6	20	1.2
Lab037	5	15.3	15.2	55	0.4	2.6	5.9	20	>6	5.2	4.7	55	0.2	4.3	18.1	20	2.4
Lab040	5	13.9	14.6	40	0.6	4.1	13.3	20	3.6	4.6	5.0	40	0.4	8.0	24.7	20	1.4
Lab043	5	13.8	12.7	19	0.7	5.5	19.0	20	2.2	4.4	4.1	19	0.3	7.3	21.5	20	1.8
Lab047	5	14.7	13.7	26	1.2	8.8	24.3	20	1.5	4.6	4.3	26	0.3	7.0	20.5	20	1.9
Lab049	5	14.7	14.3	42	0.5	3.5	9.7	20	4.9	4.9	4.7	42	0.3	6.4	16.8	20	2.5
Lab050	5	13.8	14.1	174	0.5	3.5	9.3	20	5.1	4.3	4.4	174	0.1	2.3	6.9	20	>6
Total	-	-	13.8	1031	1.2	8.7	-	-	-	-	4.4	1031	0.4	9.1	-	-	-

Bias (%) = [(| Mean - Target |) / Target] x 100%

TE : Total Error(%) = Bias (%) + 2 × CV (%)

σ (Sigma) = [TEa% - Bias (%)] / CV (%)

[\[TOP\]](#)

Reagent Kit	Reagent Code
Medicon	5

Peer Group Statistics (Table 2)

Select LotNo : AH1220N (2019-01-28 ~ 2100-12-31) ▾ Change

Select Reagent Kit : 5 - Medicon ▾ Change

Print Table 2

Control N Month vs. Cumulative

		Control N (Lot No.: AH1220N)																
		Month (2023/06)									CUM (2019/02/01~2023/06/30)							
UnitID ↑	Reagent Kit (Code) ↑	Target (U/gHb)	Mean (U/gHb)	n for Mean	SD	CV (%)	TE (%)	TEa (%)	σ	Target (U/gHb)	Mean (U/gHb)	n for Mean	SD	CV (%)	TE (%)	TEa (%)	σ	
Lab019	5	15.0	-	0	-	-	-	20	-	15.0	14.8	67	0.5	3.4	8.1	20	5.5	
Lab020	5	13.3	-	0	-	-	-	20	-	13.3	14.3	65	1.0	7.0	21.5	20	1.8	
Lab022	5	13.8	-	0	-	-	-	20	-	13.8	13.0	88	0.9	6.9	19.6	20	2.1	
Lab028	5	14.6	-	0	-	-	-	20	-	14.6	14.6	53	0.4	2.7	5.5	20	>6	
Lab032	5	12.1	-	0	-	-	-	20	-	12.1	12.9	136	1.4	10.9	28.3	20	1.2	
Lab033	5	12.4	-	0	-	-	-	20	-	12.4	12.5	144	0.4	3.2	7.2	20	6.0	
Lab034	5	15.3	13.8	4	0.6	4.3	18.5	20	2.4	15.3	14.3	122	1.0	7.0	20.5	20	1.9	
Lab037	5	15.3	-	0	-	-	-	20	-	15.3	15.2	55	0.4	2.6	5.9	20	>6	
Lab040	5	13.9	-	0	-	-	-	20	-	13.9	14.6	40	0.6	4.1	13.3	20	3.6	
Lab043	5	13.8	-	0	-	-	-	20	-	13.8	12.7	19	0.7	5.5	19.0	20	2.2	
Lab047	5	14.7	-	0	-	-	-	20	-	14.7	13.7	26	1.2	8.8	24.3	20	1.5	
Lab049	5	14.7	-	0	-	-	-	20	-	14.7	14.3	42	0.5	3.5	9.7	20	4.9	
Lab050	5	13.8	13.6	7	0.7	5.1	11.7	20	3.6	13.8	14.1	174	0.5	3.5	9.3	20	5.1	
Total	-	-	13.7	11	0.7	5.1	-	-	-	-	13.8	1031	1.2	8.7	-	-	-	

Bias (%) = [(| Mean - Target |) / Target] x 100%

TE : Total Error(%) = Bias (%) + 2 × CV (%)

σ (Sigma) = [TEa% - Bias (%)] / CV (%)

Month : 2023 ▾ 06 ▾ Change

Cumulative : from 2019 ▾ 02 ▾ 01 ▾ to 2023 ▾ 06 ▾ 30 ▾ Change

[TOP](#)

Control D Month vs. Cumulative

		Control D (Lot No.: AH1220D)																
		Month (2023/06)									CUM (2019/02/01~2023/06/30)							
UnitID ↑	Reagent Kit (Code) ↑	Target (U/gHb)	Mean (U/gHb)	n for Mean	SD	CV (%)	TE (%)	TEa (%)	σ	Target (U/gHb)	Mean (U/gHb)	n for Mean	SD	CV (%)	TE (%)	TEa (%)	σ	
Lab019	5	4.6	-	0	-	-	-	20	-	4.6	4.5	67	0.2	4.4	11.1	20	4.1	
Lab020	5	4.3	-	0	-	-	-	20	-	4.3	4.5	65	0.2	4.4	13.5	20	3.5	
Lab022	5	4.4	-	0	-	-	-	20	-	4.4	4.2	88	0.2	4.8	14.1	20	3.2	
Lab028	5	4.6	-	0	-	-	-	20	-	4.6	4.6	53	0.2	4.3	8.7	20	4.7	
Lab032	5	3.5	-	0	-	-	-	20	-	3.5	4.0	136	0.5	12.5	39.3	20	0.5	
Lab033	5	3.9	-	0	-	-	-	20	-	3.9	3.9	144	0.2	5.1	10.3	20	3.9	
Lab034	5	5.2	5.0	4	0.4	8.0	19.8	20	2.0	5.2	4.7	122	0.4	8.5	26.6	20	1.2	
Lab037	5	5.2	-	0	-	-	-	20	-	5.2	4.7	55	0.2	4.3	18.1	20	2.4	
Lab040	5	4.6	-	0	-	-	-	20	-	4.6	5.0	40	0.4	8.0	24.7	20	1.4	
Lab043	5	4.4	-	0	-	-	-	20	-	4.4	4.1	19	0.3	7.3	21.5	20	1.8	
Lab047	5	4.6	-	0	-	-	-	20	-	4.6	4.3	26	0.3	7.0	20.5	20	1.9	
Lab049	5	4.9	-	0	-	-	-	20	-	4.9	4.7	42	0.3	6.4	16.8	20	2.5	
Lab050	5	4.3	4.4	7	0.2	4.5	11.4	20	3.9	4.3	4.4	174	0.1	2.3	6.9	20	>6	
Total	-	-	4.6	11	0.4	8.7	-	-	-	-	4.4	1031	0.4	9.1	-	-	-	

Bias (%) = [(| Mean - Target |) / Target] x 100%

TE : Total Error(%) = Bias (%) + 2 × CV (%)

σ (Sigma) = [TEa% - Bias (%)] / CV (%)

Month : 2023 ▾ 06 ▾ Change

Cumulative : from 2019 ▾ 02 ▾ 01 ▾ to 2023 ▾ 06 ▾ 30 ▾ Change

[TOP](#)

Reagent Kit	Reagent Code
Medicon	5