

QC Chart of Internal Quality Control (IQC) for G6PD Quantitative Test

Select LotNo : BA1116N (2022-04-26 ~ 2100-12-31) Change

[Print Table](#)

Lab018

QC Control Lot No.	Control N		Control D	
	BA1116N		BA1116D	
Duration of the Analyzing	Month (2023/06)	CUM (2023/03/31~2023/06/30)	Month (2023/06)	CUM (2023/03/31~2023/06/30)
Runs (N)	9	26	9	26
Mean (U/gHb)	14.1	14.0	4.4	4.5
SD	0.1	0.2	0.1	0.1
CV (%)	0.7	1.4	2.3	2.2
Target Value (U/gHb)	13.6	13.6	4.3	4.3
Total Error (%)	5.1	5.8	6.9	9.1
TEa (%)	20	20	20	20
σ	>6	>6	>6	>6

Bias (%) = [(| Mean - Target |) / Target] x 100%
 TE : Total Error(%) = Bias (%) + 2 x CV (%)
 σ (Sigma) = [TEa% - Bias (%)] / CV (%)

Month : 2023 06 Change ; Cumulative : from 2023 03 31 to 2023 06 30 Change

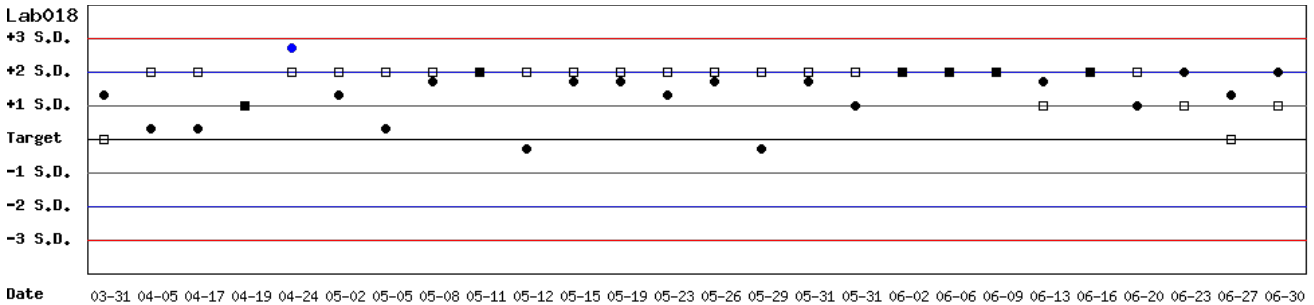
[TOP](#)

Control N and Control D SDI QC Chart

Lot No.: BA1116N ; Duration : 2023-03-31 to 2023-06-30 ; Target : 13.6 ; SD : 0.30 (●)

Lot No.: BA1116D ; Duration : 2023-03-31 to 2023-06-30 ; Target : 4.3 ; SD : 0.10 (□)

Lab018



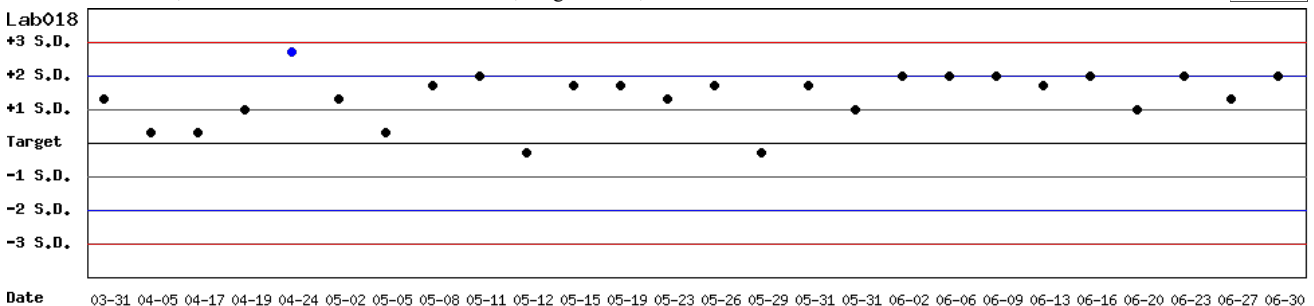
Month : 2023 06 Change ; Cumulative : from 2023 03 31 to 2023 06 30 Change

[TOP](#)

Control N SDI QC Chart

Lot No.: BA1116N ; Duration : 2023-03-31 to 2023-06-30 ; Target : 13.6 ; SD : 0.30

Lab018



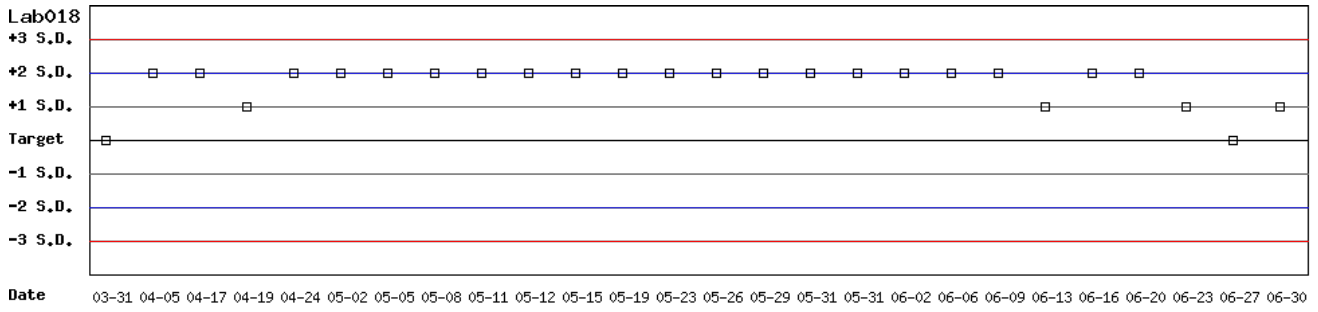
Month : 2023 06 Change ; Cumulative : from 2023 03 31 to 2023 06 30 Change

[TOP](#)

Control D SDI QC Chart

Lot No.: BA1116D ; Duration : 2023-03-31 to 2023-06-30 ; Target : 4.3 ; SD : 0.10

Lab018



Month : ; Cumulative : from to

[TOP](#)

Peer Group Statistics (Table 1)

Select LotNo : BA1116N (2022-04-26 ~ 2100-12-31) Change

Select Reagent Kit : 5 - Medicon Change

[Print Table 1](#)

Monthly

Month : 2023 06 Change

UnitID ↑	Reagent Kit (Code) ↑	Control N (Lot No.: BA1116N)								Control D (Lot No.: BA1116D)							
		Target (U/gHb)	Mean (U/gHb)	n for Mean	SD	CV (%)	TE (%)	TEa (%)	σ	Target (U/gHb)	Mean (U/gHb)	n for Mean	SD	CV (%)	TE (%)	TEa (%)	σ
Lab018	5	13.6	14.1	9	0.1	0.7	5.1	20	>6	4.3	4.4	9	0.1	2.3	6.9	20	>6
Total	-	-	14.1	9	0.1	0.7	-	-	-	-	4.4	9	0.1	2.3	-	-	-

Bias (%) = [(| Mean - Target |) / Target] x 100%

TE : Total Error(%) = Bias (%) + 2 × CV (%)

σ (Sigma) = [TEa% - Bias (%)] / CV (%)

[\[TOP\]](#)

Cumulative

Cumulative : from 2022 06 01 to 2023 06 30 Change

UnitID ↑	Reagent Kit (Code) ↑	Control N (Lot No.: BA1116N)								Control D (Lot No.: BA1116D)							
		Target (U/gHb)	Mean (U/gHb)	n for Mean	SD	CV (%)	TE (%)	TEa (%)	σ	Target (U/gHb)	Mean (U/gHb)	n for Mean	SD	CV (%)	TE (%)	TEa (%)	σ
Lab018	5	13.6	13.7	87	0.4	2.9	6.6	20	>6	4.3	4.4	87	0.1	2.3	6.9	20	>6
Lab027	5	12.8	14.8	51	0.8	5.4	26.4	20	0.8	4.2	4.8	51	0.4	8.3	31.0	20	0.7
Total	-	-	14.1	138	0.8	5.7	-	-	-	-	4.5	138	0.3	6.7	-	-	-

Bias (%) = [(| Mean - Target |) / Target] x 100%

TE : Total Error(%) = Bias (%) + 2 × CV (%)

σ (Sigma) = [TEa% - Bias (%)] / CV (%)

[\[TOP\]](#)

Reagent Kit	Reagent Code
Medicon	5

Peer Group Statistics (Table 2)

Select LotNo : BA1116N (2022-04-26 ~ 2100-12-31) Change

Select Reagent Kit : 5 - Medicon Change

Print Table 2

Control N Month vs. Cumulative

		Control N (Lot No.: BA1116N)															
		Month (2023/06)								CUM (2022/06/01~2023/06/30)							
UnitID ↑	Reagent Kit (Code) ↑	Target (U/gHb)	Mean (U/gHb)	n for Mean	SD	CV (%)	TE (%)	TEa (%)	σ	Target (U/gHb)	Mean (U/gHb)	n for Mean	SD	CV (%)	TE (%)	TEa (%)	σ
Lab018	5	13.6	14.1	9	0.1	0.7	5.1	20	>6	13.6	13.7	87	0.4	2.9	6.6	20	>6
Lab027	5	12.8	-	0	-	-	-	20	-	12.8	14.8	51	0.8	5.4	26.4	20	0.8
Total	-	-	14.1	9	0.1	0.7	-	-	-	-	14.1	138	0.8	5.7	-	-	-

Bias (%) = [(| Mean - Target |) / Target] x 100%

TE : Total Error(%) = Bias (%) + 2 × CV (%)

σ (Sigma) = [TEa% - Bias (%)] / CV (%)

Month : 2023 ▼ 06 ▼ Change Cumulative : from 2022 ▼ 06 ▼ 01 ▼ to 2023 ▼ 06 ▼ 30 ▼ Change

[TOP](#)

Control D Month vs. Cumulative

		Control D (Lot No.: BA1116D)															
		Month (2023/06)								CUM (2022/06/01~2023/06/30)							
UnitID ↑	Reagent Kit (Code) ↑	Target (U/gHb)	Mean (U/gHb)	n for Mean	SD	CV (%)	TE (%)	TEa (%)	σ	Target (U/gHb)	Mean (U/gHb)	n for Mean	SD	CV (%)	TE (%)	TEa (%)	σ
Lab018	5	4.3	4.4	9	0.1	2.3	6.9	20	>6	4.3	4.4	87	0.1	2.3	6.9	20	>6
Lab027	5	4.2	-	0	-	-	-	20	-	4.2	4.8	51	0.4	8.3	31.0	20	0.7
Total	-	-	4.4	9	0.1	2.3	-	-	-	-	4.5	138	0.3	6.7	-	-	-

Bias (%) = [(| Mean - Target |) / Target] x 100%

TE : Total Error(%) = Bias (%) + 2 × CV (%)

σ (Sigma) = [TEa% - Bias (%)] / CV (%)

Month : 2023 ▼ 06 ▼ Change Cumulative : from 2022 ▼ 06 ▼ 01 ▼ to 2023 ▼ 06 ▼ 30 ▼ Change

[TOP](#)

Reagent Kit	Reagent Code
Medicon	5