

QC Chart of Internal Quality Control (IQC) for G6PD Quantitative Test

Select LotNo : BA1116N (2022-04-26 ~ 2100-12-31) v Change

[Print Table](#)

Lab027

QC Control Lot No.	Control N		Control D	
	BA1116N		BA1116D	
Duration of the Analyzing	Month (2023/05)	CUM (2022/11/24~2023/05/31)	Month (2023/05)	CUM (2022/11/24~2023/05/31)
Runs (N)	4	26	4	26
Mean (U/gHb)	14.4	14.6	4.7	4.7
SD	1.4	0.8	0.6	0.3
CV (%)	9.7	5.5	12.8	6.4
Target Value (U/gHb)	12.8	12.8	4.2	4.2
Total Error (%)	31.9	25.0	37.4	24.7
TEa (%)	20	20	20	20
σ	0.8	1.1	0.6	1.3

Bias (%) = $[(| \text{Mean} - \text{Target} |) / \text{Target}] \times 100\%$
 TE : Total Error(%) = Bias (%) + 2 × CV (%)
 σ (Sigma) = [TEa% - Bias (%)] / CV (%)

Month : 2023 v 05 v Change ; Cumulative : from 2022 v 11 v 24 v to 2023 v 05 v 31 v Change

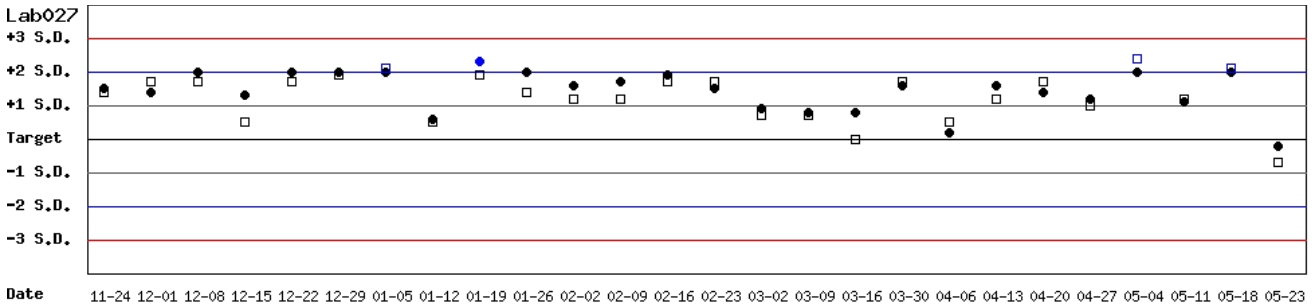
[TOP](#)

Control N and Control D SDI QC Chart

Lot No.: BA1116N ; Duration : 2022-11-24 to 2023-05-31 ; Target : 12.8 ; SD : 1.28 (●)

Lot No.: BA1116D ; Duration : 2022-11-24 to 2023-05-31 ; Target : 4.2 ; SD : 0.42 (□)

[Lab027](#)



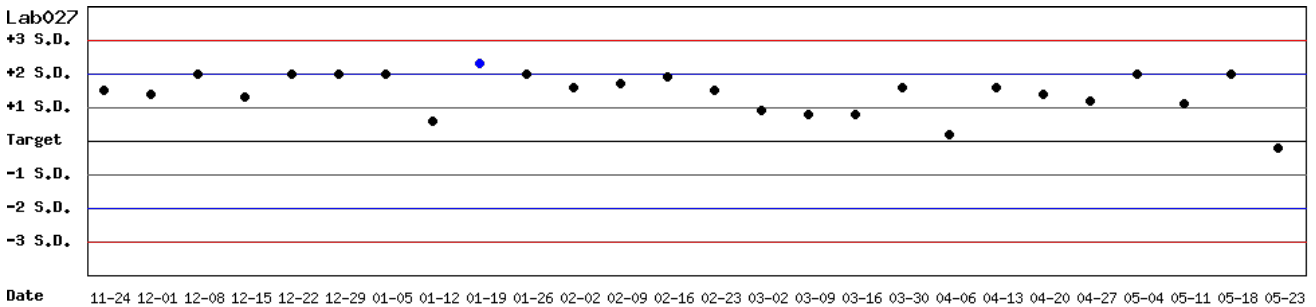
Month : 2023 v 05 v Change ; Cumulative : from 2022 v 11 v 24 v to 2023 v 05 v 31 v Change

[TOP](#)

Control N SDI QC Chart

Lot No.: BA1116N ; Duration : 2022-11-24 to 2023-05-31 ; Target : 12.8 ; SD : 1.28

[Lab027](#)



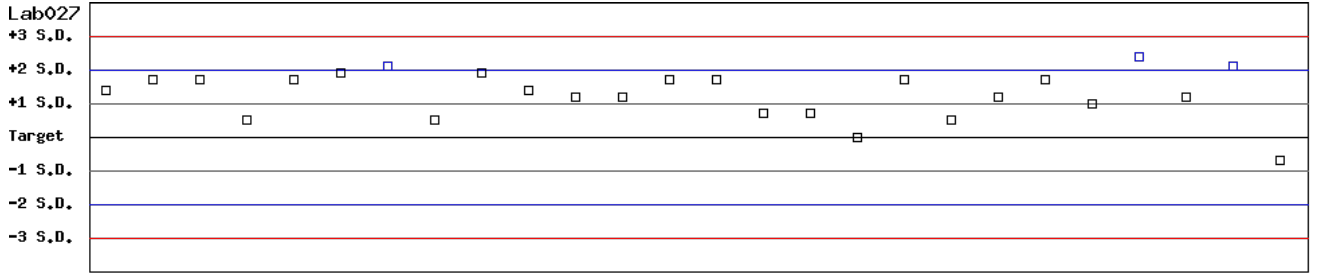
Month : 2023 v 05 v Change ; Cumulative : from 2022 v 11 v 24 v to 2023 v 05 v 31 v Change

[TOP](#)

Control D SDI QC Chart

Lot No.: BA1116D ; Duration : 2022-11-24 to 2023-05-31 ; Target : 4.2 ; SD : 0.42

Lab027



Date 11-24 12-01 12-08 12-15 12-22 12-29 01-05 01-12 01-19 01-26 02-02 02-09 02-16 02-23 03-02 03-09 03-16 03-30 04-06 04-13 04-20 04-27 05-04 05-11 05-18 05-23

Month : ; Cumulative : from to

[TOP](#)

Peer Group Statistics (Table 1)

Select LotNo : BA1116N (2022-04-26 ~ 2100-12-31)

Select Reagent Kit : 5 - Medicon

Monthly

Month : 2023 05

UnitID <input type="button" value="↑"/>	Reagent Kit (Code) <input type="button" value="↑"/>	Control N (Lot No.: BA1116N)								Control D (Lot No.: BA1116D)							
		Target (U/gHb)	Mean (U/gHb)	n for Mean	SD	CV (%)	TE (%)	TEa (%)	σ	Target (U/gHb)	Mean (U/gHb)	n for Mean	SD	CV (%)	TE (%)	TEa (%)	σ
Lab018	5	13.6	13.9	12	0.2	1.4	5.1	20	>6	4.3	4.5	12	0.0	0.0	4.7	20	>6
Lab027	5	12.8	14.4	4	1.4	9.7	31.9	20	0.8	4.2	4.7	4	0.6	12.8	37.4	20	0.6
Total	-	-	14.1	16	0.7	5.0	-	-	-	-	4.6	16	0.3	6.5	-	-	-

Bias (%) = [(| Mean - Target |) / Target] x 100%

TE : Total Error(%) = Bias (%) + 2 × CV (%)

σ (Sigma) = [TEa% - Bias (%)] / CV (%)

[\[TOP\]](#)

Cumulative

Cumulative : from 2022 06 01 to 2023 05 31

UnitID <input type="button" value="↑"/>	Reagent Kit (Code) <input type="button" value="↑"/>	Control N (Lot No.: BA1116N)								Control D (Lot No.: BA1116D)							
		Target (U/gHb)	Mean (U/gHb)	n for Mean	SD	CV (%)	TE (%)	TEa (%)	σ	Target (U/gHb)	Mean (U/gHb)	n for Mean	SD	CV (%)	TE (%)	TEa (%)	σ
Lab018	5	13.6	13.7	78	0.3	2.2	5.1	20	>6	4.3	4.4	78	0.1	2.3	6.9	20	>6
Lab027	5	12.8	14.8	51	0.8	5.4	26.4	20	0.8	4.2	4.8	51	0.4	8.3	31.0	20	0.7
Total	-	-	14.1	129	0.8	5.7	-	-	-	-	4.5	129	0.3	6.7	-	-	-

Bias (%) = [(| Mean - Target |) / Target] x 100%

TE : Total Error(%) = Bias (%) + 2 × CV (%)

σ (Sigma) = [TEa% - Bias (%)] / CV (%)

[\[TOP\]](#)

Reagent Kit	Reagent Code
Medicon	5

Peer Group Statistics (Table 2)

Select LotNo : BA1116N (2022-04-26 ~ 2100-12-31) Change

Select Reagent Kit : 5 - Medicon Change

Print Table 2

Control N Month vs. Cumulative

		Control N (Lot No.: BA1116N)															
		Month (2023/05)								CUM (2022/06/01~2023/05/31)							
UnitID ↑	Reagent Kit (Code) ↑	Target (U/gHb)	Mean (U/gHb)	n for Mean	SD	CV (%)	TE (%)	TEa (%)	σ	Target (U/gHb)	Mean (U/gHb)	n for Mean	SD	CV (%)	TE (%)	TEa (%)	σ
Lab018	5	13.6	13.9	12	0.2	1.4	5.1	20	>6	13.6	13.7	78	0.3	2.2	5.1	20	>6
Lab027	5	12.8	14.4	4	1.4	9.7	31.9	20	0.8	12.8	14.8	51	0.8	5.4	26.4	20	0.8
Total	-	-	14.1	16	0.7	5.0	-	-	-	-	14.1	129	0.8	5.7	-	-	-

Bias (%) = [(| Mean - Target |) / Target] x 100%

TE : Total Error(%) = Bias (%) + 2 × CV (%)

σ (Sigma) = [TEa% - Bias (%)] / CV (%)

Month : 2023 ▼ 05 ▼ Change Cumulative : from 2022 ▼ 06 ▼ 01 ▼ to 2023 ▼ 05 ▼ 31 ▼ Change

[\[TOP\]](#)

Control D Month vs. Cumulative

		Control D (Lot No.: BA1116D)															
		Month (2023/05)								CUM (2022/06/01~2023/05/31)							
UnitID ↑	Reagent Kit (Code) ↑	Target (U/gHb)	Mean (U/gHb)	n for Mean	SD	CV (%)	TE (%)	TEa (%)	σ	Target (U/gHb)	Mean (U/gHb)	n for Mean	SD	CV (%)	TE (%)	TEa (%)	σ
Lab018	5	4.3	4.5	12	0.0	0.0	4.7	20	>6	4.3	4.4	78	0.1	2.3	6.9	20	>6
Lab027	5	4.2	4.7	4	0.6	12.8	37.4	20	0.6	4.2	4.8	51	0.4	8.3	31.0	20	0.7
Total	-	-	4.6	16	0.3	6.5	-	-	-	-	4.5	129	0.3	6.7	-	-	-

Bias (%) = [(| Mean - Target |) / Target] x 100%

TE : Total Error(%) = Bias (%) + 2 × CV (%)

σ (Sigma) = [TEa% - Bias (%)] / CV (%)

Month : 2023 ▼ 05 ▼ Change Cumulative : from 2022 ▼ 06 ▼ 01 ▼ to 2023 ▼ 05 ▼ 31 ▼ Change

[\[TOP\]](#)

Reagent Kit	Reagent Code
Medicon	5