

G6PD 定量檢驗內部品管統計結果及 SDI 分佈圖

選擇 LotNo : BJ0922N (2021-01-01 ~ 2100-12-31) Change

列印圖表

檢驗單位 : **Lab009**

| QC Control Lot No. | Control N | | Control D | |
|--------------------|-----------------|-----------------------------|-----------------|-----------------------------|
| | BJ0922N | | BJ0922D | |
| 檢驗期間 | Month (2023/01) | CUM (2022/07/08~2023/01/31) | Month (2023/01) | CUM (2022/07/08~2023/01/31) |
| 累計點數 (N) | 4 | 26 | 4 | 26 |
| 累計平均值 (Mean) U/gHb | 14.6 | 15.2 | 5.9 | 5.4 |
| 累計標準差 (SD) | 0.5 | 0.7 | 0.2 | 0.4 |
| 累計變異係數 (CV) % | 3.4 | 4.6 | 3.4 | 7.4 |
| 目標值 (Target) U/gHb | 16.3 | 16.3 | 5.9 | 5.9 |
| 總誤差 (TE) % | 17.3 | 16.0 | 6.8 | 23.3 |
| 可容許總誤差 (TEa) % | 20 | 20 | 20 | 20 |
| σ | 2.8 | 2.9 | 5.9 | 1.6 |

誤差 (Bias)% = $\{ [| \text{累計平均值 (Mean)} - \text{目標值 (Target)} |] / \text{目標值 (Target)} \} \times 100\%$
 總誤差 (TE, Total Error)% = 誤差 (Bias)% + 2 × 累計變異係數 (CV)
 σ (Sigma) = (TEa% - 誤差 (Bias)%) / 累計變異係數 (CV)

月統計 : 2023 01 Change ; 累計期間 (CUM) : 自 2022 07 08 至 2023 01 31 Change

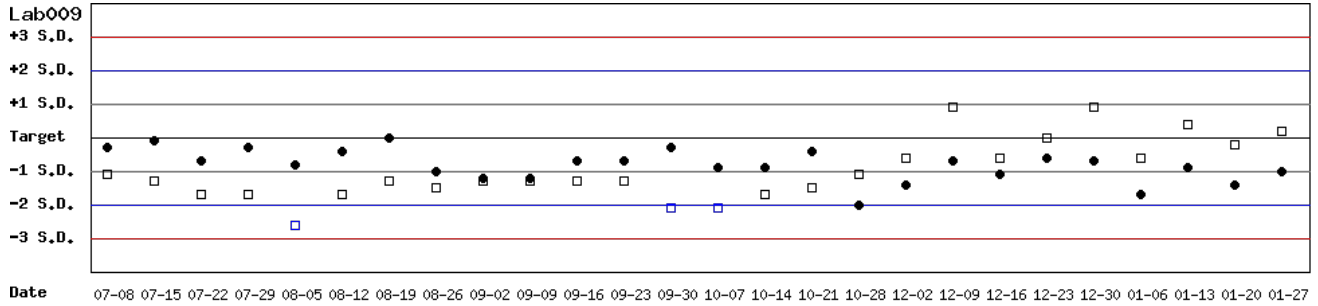
[\[TOP\]](#)

Control N 及 Control D SDI 分佈圖

Lot No.: BJ0922N; 檢驗期間 : 2022-07-08 至 2023-01-31; 目標值 (Target) : 16.3 ; 參考標準差 (SD) : 1.38 (●)

Lot No.: BJ0922D; 檢驗期間 : 2022-07-08 至 2023-01-31; 目標值 (Target) : 5.9 ; 參考標準差 (SD) : 0.47 (□)

單位 : Lab009



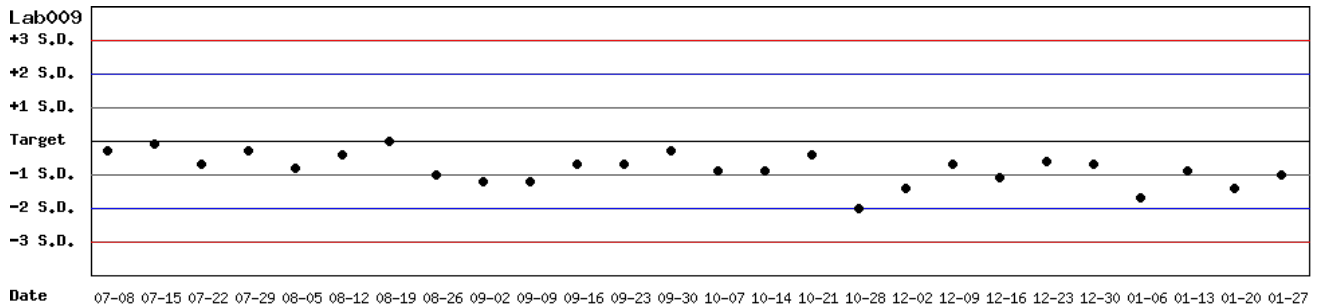
月統計 : 2023 01 Change ; 累計期間 (CUM) : 自 2022 07 08 至 2023 01 31 Change

[\[TOP\]](#)

Control N SDI 分佈圖

Lot No.: BJ0922N; 檢驗期間 : 2022-07-08 至 2023-01-31; 目標值 (Target) : 16.3 ; 參考標準差 (SD) : 1.38

單位 : Lab009



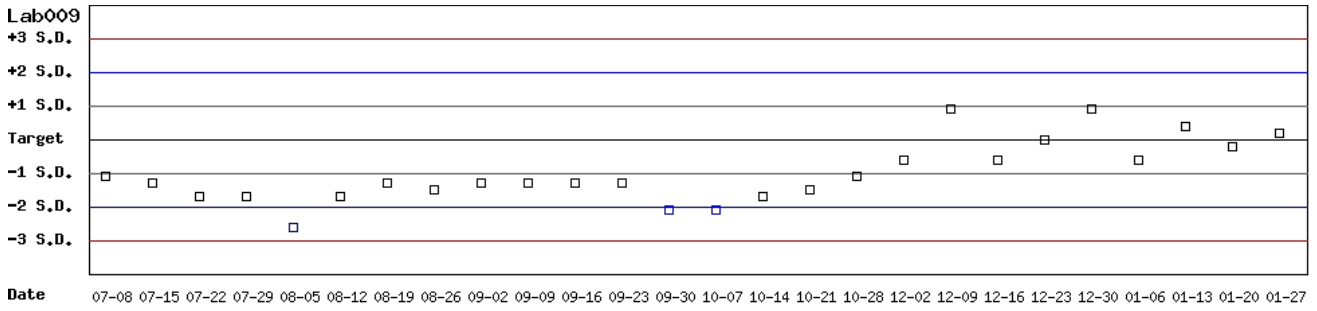
月統計 : 2023 01 Change ; 累計期間 (CUM) : 自 2022 07 08 至 2023 01 31 Change

[\[TOP\]](#)

Control D SDI 分佈圖

Lot No.: BJ0922D; 檢驗期間: 2022-07-08 至 2023-01-31; 目標值 (Target): 5.9; 參考標準差 (SD): 0.47

單位: Lab009



月統計: 2023 ▾ 01 ▾ Change ; 累計期間 (CUM): 自 2022 ▾ 07 ▾ 08 ▾ 至 2023 ▾ 01 ▾ 31 ▾ Change

[\[TOP\]](#)

各檢驗單位 G6PD 定量檢驗 內部品管統計結果 (總表一)

選擇 LotNo : BJ0922N (2021-01-01 ~ 2100-12-31) Change

選擇 Reagent Kit : 3 - Innovation Change

[列印總表一](#)

月統計表

統計月份 : 2023 01 Change

| | | Control N (Lot No.: BJ0922N) | | | | | | | | Control D (Lot No.: BJ0922D) | | | | | | | |
|------------------------|----------------------|------------------------------|--------------|------------|-----|--------|--------|---------|-----|------------------------------|--------------|------------|-----|--------|--------|---------|-----|
| UnitID ↑ | Reagent Kit (Code) ↑ | Target (U/gHb) | Mean (U/gHb) | n for Mean | SD | CV (%) | TE (%) | TEa (%) | σ | Target (U/gHb) | Mean (U/gHb) | n for Mean | SD | CV (%) | TE (%) | TEa (%) | σ |
| Lab004 | 3 | 16.2 | 16.1 | 3 | 0.2 | 1.2 | 3.1 | 20 | >6 | 5.2 | 5.2 | 3 | 0.1 | 1.9 | 3.8 | 20 | >6 |
| Lab009 | 3 | 16.3 | 14.6 | 4 | 0.5 | 3.4 | 17.3 | 20 | 2.8 | 5.9 | 5.9 | 4 | 0.2 | 3.4 | 6.8 | 20 | 5.9 |
| Lab029 | 3 | 15.6 | 14.1 | 4 | 0.4 | 2.8 | 15.3 | 20 | 3.7 | 5.4 | 5.5 | 4 | 0.2 | 3.6 | 9.1 | 20 | 5.0 |
| Lab051 | 3 | 15.3 | 14.5 | 5 | 0.3 | 2.1 | 9.4 | 20 | >6 | 5.4 | 5.5 | 5 | 0.1 | 1.8 | 5.5 | 20 | >6 |
| Total | - | - | 14.7 | 16 | 0.8 | 5.4 | - | - | - | - | 5.5 | 16 | 0.3 | 5.5 | - | - | - |

誤差 (Bias)% = { [| 累計平均值 (Mean) - 目標值 (Target) |] / 目標值 (Target) } x 100%

總誤差 (TE, Total Error)% = 誤差 (Bias)% + 2 × 累計變異係數 (CV)

σ (Sigma) = (TEa% - 誤差 (Bias)%) / 累計變異係數 (CV)

[\[TOP\]](#)

累計統計表

累計期間 : 自 2021 01 01 至 2023 01 31 Change

| | | Control N (Lot No.: BJ0922N) | | | | | | | | Control D (Lot No.: BJ0922D) | | | | | | | |
|------------------------|----------------------|------------------------------|--------------|------------|-----|--------|--------|---------|-----|------------------------------|--------------|------------|-----|--------|--------|---------|-----|
| UnitID ↑ | Reagent Kit (Code) ↑ | Target (U/gHb) | Mean (U/gHb) | n for Mean | SD | CV (%) | TE (%) | TEa (%) | σ | Target (U/gHb) | Mean (U/gHb) | n for Mean | SD | CV (%) | TE (%) | TEa (%) | σ |
| Lab004 | 3 | 16.2 | 16.2 | 94 | 0.4 | 2.5 | 4.9 | 20 | >6 | 5.2 | 5.2 | 94 | 0.2 | 3.8 | 7.7 | 20 | 5.3 |
| Lab009 | 3 | 16.3 | 14.9 | 9 | 0.5 | 3.4 | 15.3 | 20 | 3.4 | 5.9 | 5.9 | 9 | 0.3 | 5.1 | 10.2 | 20 | 3.9 |
| Lab013 | 3 | 17.1 | 16.9 | 106 | 0.2 | 1.2 | 3.5 | 20 | >6 | 5.6 | 5.6 | 106 | 0.2 | 3.6 | 7.1 | 20 | 5.6 |
| Lab014 | 3 | 16.2 | 15.4 | 113 | 0.9 | 5.8 | 16.6 | 20 | 2.6 | 5.3 | 5.5 | 113 | 0.2 | 3.6 | 11.0 | 20 | 4.5 |
| Lab016 | 3 | 13.8 | 14.7 | 72 | 0.4 | 2.7 | 12.0 | 20 | 5.0 | 4.7 | 4.7 | 72 | 0.2 | 4.3 | 8.5 | 20 | 4.7 |
| Lab029 | 3 | 15.6 | 14.0 | 34 | 0.3 | 2.1 | 14.5 | 20 | 4.6 | 5.4 | 5.5 | 34 | 0.2 | 3.6 | 9.1 | 20 | 5.0 |
| Lab048 | 3 | 15.5 | 15.4 | 21 | 0.4 | 2.6 | 5.8 | 20 | >6 | 5.0 | 5.1 | 21 | 0.2 | 3.9 | 9.8 | 20 | 4.6 |
| Lab051 | 3 | 15.3 | 14.6 | 62 | 0.3 | 2.1 | 8.7 | 20 | >6 | 5.4 | 5.6 | 62 | 0.2 | 3.6 | 10.8 | 20 | 4.5 |
| Total | - | - | 15.6 | 511 | 1.1 | 7.1 | - | - | - | - | 5.4 | 511 | 0.4 | 7.4 | - | - | - |

誤差 (Bias)% = { [| 累計平均值 (Mean) - 目標值 (Target) |] / 目標值 (Target) } x 100%

總誤差 (TE, Total Error)% = 誤差 (Bias)% + 2 × 累計變異係數 (CV)

σ (Sigma) = (TEa% - 誤差 (Bias)%) / 累計變異係數 (CV)

[\[TOP\]](#)

| Reagent Kit | Reagent Code |
|-------------|--------------|
| Innovation | 3 |

各檢驗單位 G6PD 定量檢驗 內部品管統計結果 (總表二)

選擇 LotNo : BJ0922N (2021-01-01 ~ 2100-12-31) Change

選擇 Reagent Kit : 3 - Innovation Change

列印總表二

Control N 月統計與累計統計之比較表

| Control N (Lot No.: BJ0922N) | | | | | | | | | | | | | | | | | |
|------------------------------|-----------------------------------|-----------------|--------------|------------|-----|--------|--------|---------|-----|-----------------------------|--------------|------------|-----|--------|--------|---------|-----|
| | | Month (2023/01) | | | | | | | | CUM (2021/01/01~2023/01/31) | | | | | | | |
| UnitID ↑ | Reagent Kit (Code) ↑ | Target (U/gHb) | Mean (U/gHb) | n for Mean | SD | CV (%) | TE (%) | TEa (%) | σ | Target (U/gHb) | Mean (U/gHb) | n for Mean | SD | CV (%) | TE (%) | TEa (%) | σ |
| Lab004 | 3 | 16.2 | 16.1 | 3 | 0.2 | 1.2 | 3.1 | 20 | >6 | 16.2 | 16.2 | 94 | 0.4 | 2.5 | 4.9 | 20 | >6 |
| Lab009 | 3 | 16.3 | 14.6 | 4 | 0.5 | 3.4 | 17.3 | 20 | 2.8 | 16.3 | 14.9 | 9 | 0.5 | 3.4 | 15.3 | 20 | 3.4 |
| Lab013 | 3 | 17.1 | - | 0 | - | - | - | 20 | - | 17.1 | 16.9 | 106 | 0.2 | 1.2 | 3.5 | 20 | >6 |
| Lab014 | 3 | 16.2 | - | 0 | - | - | - | 20 | - | 16.2 | 15.4 | 113 | 0.9 | 5.8 | 16.6 | 20 | 2.6 |
| Lab016 | 3 | 13.8 | - | 0 | - | - | - | 20 | - | 13.8 | 14.7 | 72 | 0.4 | 2.7 | 12.0 | 20 | 5.0 |
| Lab029 | 3 | 15.6 | 14.1 | 4 | 0.4 | 2.8 | 15.3 | 20 | 3.7 | 15.6 | 14.0 | 34 | 0.3 | 2.1 | 14.5 | 20 | 4.6 |
| Lab048 | 3 | 15.5 | - | 0 | - | - | - | 20 | - | 15.5 | 15.4 | 21 | 0.4 | 2.6 | 5.8 | 20 | >6 |
| Lab051 | 3 | 15.3 | 14.5 | 5 | 0.3 | 2.1 | 9.4 | 20 | >6 | 15.3 | 14.6 | 62 | 0.3 | 2.1 | 8.7 | 20 | >6 |
| Total | - | - | 14.7 | 16 | 0.8 | 5.4 | - | - | - | - | 15.6 | 511 | 1.1 | 7.1 | - | - | - |

誤差 (Bias)% = { [| 累計平均值 (Mean) - 目標值 (Target) |] / 目標值 (Target) } x 100%

總誤差 (TE, Total Error)% = 誤差 (Bias)% + 2 x 累計變異係數 (CV)

σ (Sigma) = (TEa% - 誤差 (Bias)%) / 累計變異係數 (CV)

月統計 : 2023 ▼ 01 ▼ Change

累計期間 (CUM) : 自 2021 ▼ 01 ▼ 01 ▼ 至 2023 ▼ 01 ▼ 31 ▼ Change

[TOP](#)

Control D 月統計與累計統計之比較表

| Control D (Lot No.: BJ0922D) | | | | | | | | | | | | | | | | | |
|------------------------------|-----------------------------------|-----------------|--------------|------------|-----|--------|--------|---------|-----|-----------------------------|--------------|------------|-----|--------|--------|---------|-----|
| | | Month (2023/01) | | | | | | | | CUM (2021/01/01~2023/01/31) | | | | | | | |
| UnitID ↑ | Reagent Kit (Code) ↑ | Target (U/gHb) | Mean (U/gHb) | n for Mean | SD | CV (%) | TE (%) | TEa (%) | σ | Target (U/gHb) | Mean (U/gHb) | n for Mean | SD | CV (%) | TE (%) | TEa (%) | σ |
| Lab004 | 3 | 5.2 | 5.2 | 3 | 0.1 | 1.9 | 3.8 | 20 | >6 | 5.2 | 5.2 | 94 | 0.2 | 3.8 | 7.7 | 20 | 5.3 |
| Lab009 | 3 | 5.9 | 5.9 | 4 | 0.2 | 3.4 | 6.8 | 20 | 5.9 | 5.9 | 5.9 | 9 | 0.3 | 5.1 | 10.2 | 20 | 3.9 |
| Lab013 | 3 | 5.6 | - | 0 | - | - | - | 20 | - | 5.6 | 5.6 | 106 | 0.2 | 3.6 | 7.1 | 20 | 5.6 |
| Lab014 | 3 | 5.3 | - | 0 | - | - | - | 20 | - | 5.3 | 5.5 | 113 | 0.2 | 3.6 | 11.0 | 20 | 4.5 |
| Lab016 | 3 | 4.7 | - | 0 | - | - | - | 20 | - | 4.7 | 4.7 | 72 | 0.2 | 4.3 | 8.5 | 20 | 4.7 |
| Lab029 | 3 | 5.4 | 5.5 | 4 | 0.2 | 3.6 | 9.1 | 20 | 5.0 | 5.4 | 5.5 | 34 | 0.2 | 3.6 | 9.1 | 20 | 5.0 |
| Lab048 | 3 | 5.0 | - | 0 | - | - | - | 20 | - | 5.0 | 5.1 | 21 | 0.2 | 3.9 | 9.8 | 20 | 4.6 |
| Lab051 | 3 | 5.4 | 5.5 | 5 | 0.1 | 1.8 | 5.5 | 20 | >6 | 5.4 | 5.6 | 62 | 0.2 | 3.6 | 10.8 | 20 | 4.5 |
| Total | - | - | 5.5 | 16 | 0.3 | 5.5 | - | - | - | - | 5.4 | 511 | 0.4 | 7.4 | - | - | - |

誤差 (Bias)% = { [| 累計平均值 (Mean) - 目標值 (Target) |] / 目標值 (Target) } x 100%

總誤差 (TE, Total Error)% = 誤差 (Bias)% + 2 x 累計變異係數 (CV)

σ (Sigma) = (TEa% - 誤差 (Bias)%) / 累計變異係數 (CV)

月統計 : 2023 ▼ 01 ▼ Change

累計期間 (CUM) : 自 2021 ▼ 01 ▼ 01 ▼ 至 2023 ▼ 01 ▼ 31 ▼ Change

[TOP](#)

| Reagent Kit | Reagent Code |
|-------------|--------------|
| Innovation | 3 |