

# QC Chart of Internal Quality Control (IQC)for G6PD Quantitative Test

Select LotNo : AH1220N (2019-01-28 ~ 2100-12-31) [Change](#)

[Print Table](#)

## Lab032

QC Control Lot No.	Control N		Control D	
	AH1220N		AH1220D	
Duration of the Analyzing	Month (2020/02)	CUM (2019/09/26~2020/02/29)	Month (2020/02)	CUM (2019/09/26~2020/02/29)
Runs (N)	8	26	8	26
Mean (U/gHb)	13.9	14.2	4.2	4.3
SD	0.2	0.4	0.2	0.3
CV (%)	1.4	2.8	4.8	7.0
Target Value (U/gHb)	15.3	15.3	5.2	5.2
Total Error (%)	12.0	12.8	28.8	31.3
TEa (%)	20	20	20	20
$\sigma$	>6	4.6	0.2	0.4

Bias (%) = [ ( | Mean - Target | ) / Target ] x 100%

TE : Total Error(%) = Bias (%) + 2 x CV (%)

$\sigma$  (Sigma) = [TEa% - Bias (%) ] / CV (%)

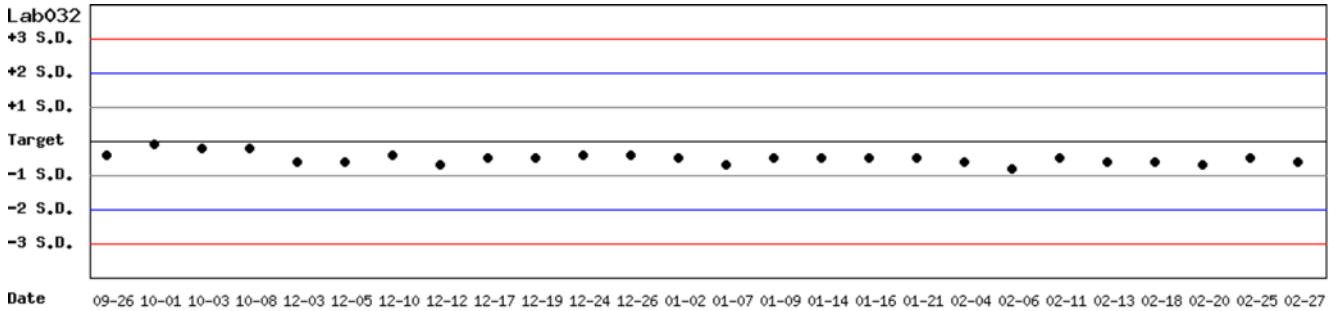
Month : 2020 02 [Change](#) ; Cumulative : from 2019 09 26 to 2020 02 29 [Change](#)

[\[TOP\]](#)

## Control N SDI QC Chart

Lot No.: AH1220N ; Duration : 2019-09-26 to 2020-02-29 ; Target : 15.3 ; SD : 2.20

Lab032



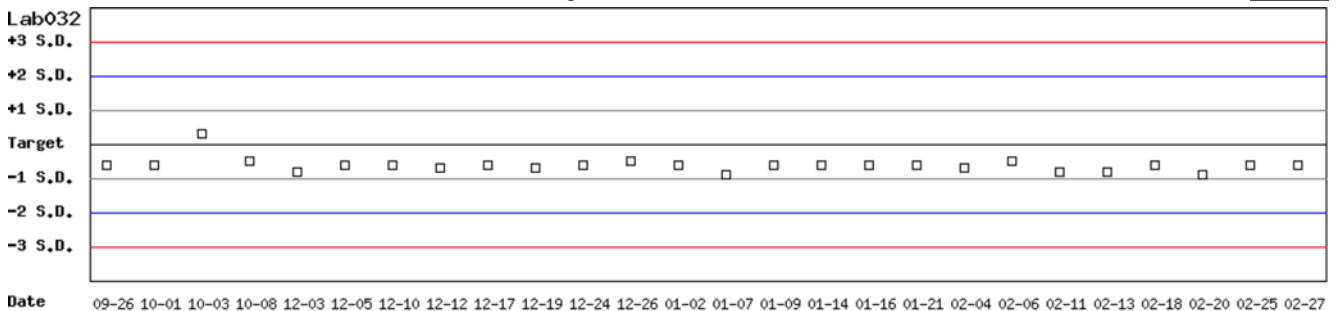
Month : 2020 02 [Change](#) ; Cumulative : from 2019 09 26 to 2020 02 29 [Change](#)

[\[TOP\]](#)

## Control D SDI QC Chart

Lot No.: AH1220D ; Duration : 2019-09-26 to 2020-02-29 ; Target : 5.2 ; SD : 1.40

Lab032



Month : 2020 02 [Change](#) ; Cumulative : from 2019 09 26 to 2020 02 29 [Change](#)

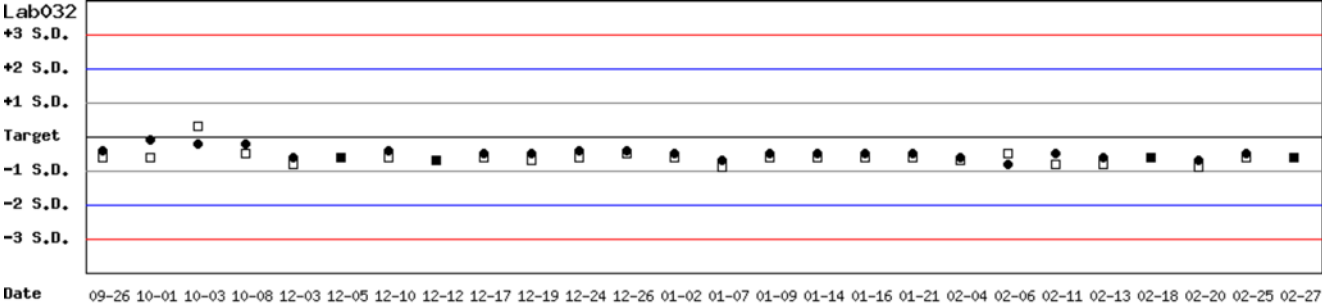
[\[TOP\]](#)

## Control N and Control D SDI QC Chart

Lot No.: AH1220N ; Duration : 2019-09-26 to 2020-02-29 ; Target : 15.3 ; SD : 2.20 ( ● )

Lot No.: AH1220D ; Duration : 2019-09-26 to 2020-02-29 ; Target : 5.2 ; SD : 1.40 ( □ )

Lab032



Month : 2020 | 02 |  ; Cumulative : from 2019 | 09 | 26 to 2020 | 02 | 29 |

[\[TOP\]](#)

# Peer Group Statistics (Table 1)

Select LotNo : AH1220N (2019-01-28 ~ 2100-12-31)

Select Reagent Kit : 5 - Medicon

## Monthly

Month : 2020  02

UnitID <input type="button" value="↑"/>	Reagent Kit (Code) <input type="button" value="↑"/>	Control N (Lot No.: AH1220N)								Control D (Lot No.: AH1220D)							
		Target (U/gHb)	Mean (U/gHb)	n for Mean	SD	CV (%)	TE (%)	TEa (%)	σ	Target (U/gHb)	Mean (U/gHb)	n for Mean	SD	CV (%)	TE (%)	TEa (%)	σ
<a href="#">Lab022</a>	5	12.4	11.7	3	0.6	5.1	15.9	20	2.8	4.1	3.9	3	0.1	2.6	10.0	20	5.8
<a href="#">Lab032</a>	5	15.3	13.9	8	0.2	1.4	12.0	20	>6	5.2	4.2	8	0.2	4.8	28.8	20	0.2
<a href="#">Lab033</a>	5	12.4	12.4	4	0.6	4.8	9.7	20	4.2	3.9	3.9	4	0.0	0.0	0.0	20	>6
<a href="#">Lab037</a>	5	15.3	15.1	4	0.2	1.3	4.0	20	>6	5.2	4.6	4	0.1	2.2	15.9	20	3.8
Total	-	-	13.5	19	1.3	9.6	-	-	-	-	4.2	19	0.3	7.1	-	-	-

Bias (%) = [ ( | Mean - Target | ) / Target ] x 100%

TE : Total Error(%) = Bias (%) + 2 × CV (%)

σ (Sigma) = [TEa% - Bias (%) ] / CV (%)

[TOP](#)

## Cumulative

Cumulative : from 2019  02  01  to 2020  02  29

UnitID <input type="button" value="↑"/>	Reagent Kit (Code) <input type="button" value="↑"/>	Control N (Lot No.: AH1220N)								Control D (Lot No.: AH1220D)							
		Target (U/gHb)	Mean (U/gHb)	n for Mean	SD	CV (%)	TE (%)	TEa (%)	σ	Target (U/gHb)	Mean (U/gHb)	n for Mean	SD	CV (%)	TE (%)	TEa (%)	σ
<a href="#">Lab020</a>	5	15.9	15.3	16	0.6	3.9	11.6	20	4.2	5.2	4.7	16	0.2	4.3	18.1	20	2.4
<a href="#">Lab022</a>	5	12.4	12.3	41	0.4	3.3	7.3	20	5.8	4.1	4.0	41	0.1	2.5	7.4	20	>6
<a href="#">Lab032</a>	5	15.3	14.3	51	0.5	3.5	13.5	20	3.8	5.2	4.5	51	0.4	8.9	31.2	20	0.7
<a href="#">Lab033</a>	5	12.4	12.5	49	0.4	3.2	7.2	20	6.0	3.9	3.8	49	0.1	2.6	7.8	20	>6
<a href="#">Lab037</a>	5	15.3	15.3	11	0.3	2.0	3.9	20	>6	5.2	4.7	11	0.1	2.1	13.9	20	4.9
Total	-	-	13.4	168	1.3	9.7	-	-	-	-	4.2	168	0.4	9.5	-	-	-

Bias (%) = [ ( | Mean - Target | ) / Target ] x 100%

TE : Total Error(%) = Bias (%) + 2 × CV (%)

σ (Sigma) = [TEa% - Bias (%) ] / CV (%)

[TOP](#)

Reagent Kit	Reagent Code
Medicon	5

## Peer Group Statistics (Table 2)

Select LotNo : AH1220N (2019-01-28 ~ 2100-12-31) ▼ Change

Select Reagent Kit : 5 - Medicon ▼ Change

Print Table 2

### Control N Month vs. Cumulative

		Control N (Lot No.: AH1220N)															
		Month (2020/02)								CUM (2019/02/01~2020/02/29)							
UnitID	Reagent Kit (Code)	Target (U/gHb)	Mean (U/gHb)	n for Mean	SD	CV (%)	TE (%)	TEa (%)	σ	Target (U/gHb)	Mean (U/gHb)	n for Mean	SD	CV (%)	TE (%)	TEa (%)	σ
<a href="#">Lab020</a>	5	15.9	-	0	-	-	-	20	-	15.9	15.3	16	0.6	3.9	11.6	20	4.2
<a href="#">Lab022</a>	5	12.4	11.7	3	0.6	5.1	15.9	20	2.8	12.4	12.3	41	0.4	3.3	7.3	20	5.8
<a href="#">Lab032</a>	5	15.3	13.9	8	0.2	1.4	12.0	20	>6	15.3	14.3	51	0.5	3.5	13.5	20	3.8
<a href="#">Lab033</a>	5	12.4	12.4	4	0.6	4.8	9.7	20	4.2	12.4	12.5	49	0.4	3.2	7.2	20	6.0
<a href="#">Lab037</a>	5	15.3	15.1	4	0.2	1.3	4.0	20	>6	15.3	15.3	11	0.3	2.0	3.9	20	>6
<b>Total</b>	-	-	13.5	19	1.3	9.6	-	-	-	-	13.4	168	1.3	9.7	-	-	-

Bias (%) = [ ( | Mean - Target | ) / Target ] x 100%

TE : Total Error(%) = Bias (%) + 2 × CV (%)

σ (Sigma) = [TEa% - Bias (%) ] / CV (%)

Month : 2020 ▼ 02 ▼ Change Cumulative : from 2019 ▼ 02 ▼ 01 ▼ to 2020 ▼ 02 ▼ 29 ▼ Change

[TOP](#)

### Control D Month vs. Cumulative

		Control D (Lot No.: AH1220D)															
		Month (2020/02)								CUM (2019/02/01~2020/02/29)							
UnitID	Reagent Kit (Code)	Target (U/gHb)	Mean (U/gHb)	n for Mean	SD	CV (%)	TE (%)	TEa (%)	σ	Target (U/gHb)	Mean (U/gHb)	n for Mean	SD	CV (%)	TE (%)	TEa (%)	σ
<a href="#">Lab020</a>	5	5.2	-	0	-	-	-	20	-	5.2	4.7	16	0.2	4.3	18.1	20	2.4
<a href="#">Lab022</a>	5	4.1	3.9	3	0.1	2.6	10.0	20	5.8	4.1	4.0	41	0.1	2.5	7.4	20	>6
<a href="#">Lab032</a>	5	5.2	4.2	8	0.2	4.8	28.8	20	0.2	5.2	4.5	51	0.4	8.9	31.2	20	0.7
<a href="#">Lab033</a>	5	3.9	3.9	4	0.0	0.0	0.0	20	>6	3.9	3.8	49	0.1	2.6	7.8	20	>6
<a href="#">Lab037</a>	5	5.2	4.6	4	0.1	2.2	15.9	20	3.8	5.2	4.7	11	0.1	2.1	13.9	20	4.9
<b>Total</b>	-	-	4.2	19	0.3	7.1	-	-	-	-	4.2	168	0.4	9.5	-	-	-

Bias (%) = [ ( | Mean - Target | ) / Target ] x 100%

TE : Total Error(%) = Bias (%) + 2 × CV (%)

σ (Sigma) = [TEa% - Bias (%) ] / CV (%)

Month : 2020 ▼ 02 ▼ Change Cumulative : from 2019 ▼ 02 ▼ 01 ▼ to 2020 ▼ 02 ▼ 29 ▼ Change

[TOP](#)

Reagent Kit	Reagent Code
Medicon	5